

## Condensed Item Analysis Report

I feel that I have learned a great deal in this course.

Response	Frequency	Percent	Mean: 1.54
Strongly Agree	67	60.36	
Agree	32	28.83	
Mildly Agree	8	7.21	
Mildly Disagree	1	0.90	
Disagree	0	0.00	
Strongly Disagree	2	1.80	
Invalid	1	0.90	

The instructor stated objectives and course requirements clearly.

Response	Frequency	Percent	Mean: 1.46
Strongly Agree	76	68.47	
Agree	23	20.72	
Mildly Agree	8	7.21	
Mildly Disagree	1	0.90	
Disagree	1	0.90	
Strongly Disagree	1	0.90	
Invalid	1	0.90	

The instructor encouraged thinking and reasoning.

Response	Frequency	Percent	Mean: 1.41
Strongly Agree	81	72.97	
Agree	20	18.02	
Mildly Agree	7	6.31	
Mildly Disagree	1	0.90	
Disagree	1	0.90	
Strongly Disagree	1	0.90	

I felt comfortable expressing my ideas and viewpoints.

Response	Frequency	Percent	Mean: 1.69
Strongly Agree	68	61.26	
Agree	28	25.23	
Mildly Agree	7	6.31	
Mildly Disagree	5	4.50	
Strongly Disagree	2	1.80	
Disagree	1	0.90	

This course increased my interest in the subject matter.

Response	Frequency	Percent	Mean: 1.99
Strongly Agree	51	45.95	
Agree	31	27.93	
Mildly Agree	20	18.02	
Mildly Disagree	5	4.50	
Disagree	2	1.80	
Strongly Disagree	2	1.80	

The instructor had a thorough knowledge of the subject.

Response	Frequency	Percent	Mean: 1.30
Strongly Agree	87	78.38	
Agree	19	17.12	
Mildly Agree	3	2.70	
Mildly Disagree	1	0.90	
Disagree	0	0.00	
Strongly Disagree	1	0.90	

The instructor made the course interesting and challenging.

Response	Frequency	Percent	Mean: 1.65
Strongly Agree	72	64.86	
Agree	18	16.22	
Mildly Agree	15	13.51	
Mildly Disagree	2	1.80	
Disagree	2	1.80	
Strongly Disagree	2	1.80	

The instructor responded to questions in a helpful way.

Response	Frequency	Percent	Mean: 1.48
Strongly Agree	83	74.77	
Agree	16	14.41	
Mildly Agree	5	4.50	
Mildly Disagree	2	1.80	
Disagree	2	1.80	
Strongly Disagree	3	2.70	

**The course was well prepared.**

Response	Frequency	Percent	Mean: 1.54
Strongly Agree	76	68.47	
Agree	26	23.42	
Mildly Agree	1	0.90	
Mildly Disagree	3	2.70	
Disagree	2	1.80	
Strongly Disagree	3	2.70	

**Assignments were consistent with the course objective.**

Response	Frequency	Percent	Mean: 1.35
Strongly Agree	83	74.77	
Agree	21	18.92	
Mildly Agree	5	4.50	
Mildly Disagree	1	0.90	
Disagree	0	0.00	
Strongly Disagree	1	0.90	

**Examinations tested over materials covered and/or assigned in class.**

Response	Frequency	Percent	Mean: 1.43
Strongly Agree	77	69.37	
Agree	27	24.32	
Mildly Agree	2	1.80	
Mildly Disagree	1	0.90	
Disagree	2	1.80	
Strongly Disagree	1	0.90	
Invalid	1	0.90	

**The grading was objective and fair.**

Response	Frequency	Percent	Mean: 1.40
Strongly Agree	79	71.17	
Agree	23	20.72	
Mildly Agree	3	2.70	
Mildly Disagree	1	0.90	
Disagree	1	0.90	
Strongly Disagree	2	1.80	
Invalid	2	1.80	

**The course content was thorough and appropriate.**

Response	Frequency	Percent	Mean: 1.41
Strongly Agree	78	70.27	
Agree	25	22.52	
Mildly Agree	5	4.50	
Mildly Disagree	0	0.00	
Disagree	1	0.90	
Strongly Disagree	2	1.80	

**The instructor provided a syllabus.**

Response	Frequency	Percent	Mean: 1.12
Strongly Agree	99	89.19	
Agree	11	9.91	
Mildly Agree	1	0.90	
Mildly Disagree	0	0.00	
Disagree	0	0.00	
Strongly Disagree	0	0.00	







**The instructor graded and returned student work in a reasonable time.**

Response	Frequency	Percent	Mean: 1.48
Strongly Agree	78	70.27	
Agree	18	16.22	
Mildly Agree	10	9.01	
Mildly Disagree	1	0.90	
Disagree	1	0.90	
Strongly Disagree	2	1.80	
Invalid	1	0.90	








**Completing a course using computer technology was easier than expected.**

Response	Frequency	Percent	Mean: 1.74
Strongly Agree	63	56.76	
Agree	29	26.13	
Mildly Agree	10	9.01	
Mildly Disagree	1	0.90	
Disagree	4	3.60	
Strongly Disagree	4	3.60	








**I was able to submit assignments without the instructor's help.**

Response	Frequency	Percent	Mean: 1.38
Strongly Agree	76	68.47	
Agree	29	26.13	
Mildly Agree	5	4.50	
Mildly Disagree	0	0.00	
Disagree	0	0.00	
Strongly Disagree	1	0.90	








**The instructor replied promptly to my questions.**

Response	Frequency	Percent	Mean: 1.39
Strongly Agree	80	72.07	
Agree	21	18.92	
Mildly Agree	5	4.50	
Mildly Disagree	1	0.90	
Disagree	0	0.00	
Strongly Disagree	2	1.80	
Invalid	2	1.80	







**The Discussion Boards were helpful.**

Response	Frequency	Percent	Mean: 1.98
Strongly Agree	49	44.14	
Agree	37	33.33	
Mildly Agree	14	12.61	
Mildly Disagree	6	5.41	
Disagree	1	0.90	
Strongly Disagree	3	2.70	
Invalid	1	0.90	







**Taking an Internet course was convenient for my schedule.**

Response	Frequency	Percent	Mean: 1.28
Strongly Agree	91	81.98	
Agree	13	11.71	
Mildly Agree	1	0.90	
Mildly Disagree	0	0.00	
Disagree	3	2.70	
Strongly Disagree	1	0.90	
Invalid	2	1.80	







**Overall, I found the distance learning class to be of high quality.**

Response	Frequency	Percent	Mean: 1.62
Strongly Agree	68	61.26	
Agree	30	27.03	
Mildly Agree	5	4.50	
Mildly Disagree	2	1.80	
Disagree	1	0.90	
Strongly Disagree	5	4.50	







**I felt a sense of community in this course.**

Response	Frequency	Percent	Mean: 2.01
Strongly Agree	51	45.95	
Agree	33	29.73	
Mildly Agree	14	12.61	
Mildly Disagree	4	3.60	
Disagree	4	3.60	
Strongly Disagree	5	4.50	








**I need to learn more about Blackboard and how to navigate an online course.**

Response	Frequency	Percent	Mean: 3.47
Strongly Agree	24	21.62	
Agree	13	11.71	
Mildly Agree	15	13.51	
Mildly Disagree	9	8.11	
Disagree	36	32.43	
Strongly Disagree	14	12.61	

**Internet courses are as effective as traditional courses.**

Response	Frequency	Percent	Mean: 1.83
Strongly Agree	64	57.66	
Agree	20	18.02	
Mildly Agree	18	16.22	
Mildly Disagree	4	3.60	
Disagree	1	0.90	
Strongly Disagree	4	3.60	

**I will enroll in a distance learning course again.**

Response	Frequency	Percent	Mean: 1.47
Strongly Agree	77	69.37	
Agree	20	18.02	
Mildly Agree	6	5.41	
Mildly Disagree	2	1.80	
Disagree	0	0.00	
Strongly Disagree	3	2.70	
Invalid	3	2.70	

---