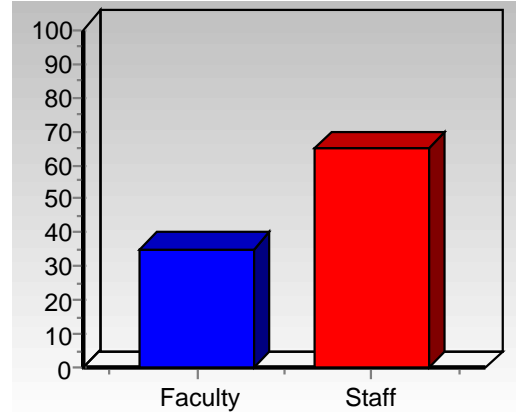


Lamar State College-Orange Technology Needs Survey Spring 2007

Major area of responsibility:

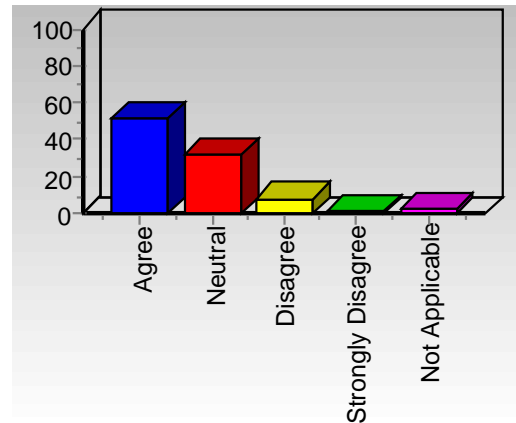
Label	Value	Frequency	Percent
Faculty	1	25	35.21
Staff	2	46	64.79
Total Valid		71	100.00



The best method to learn to use technology is through:

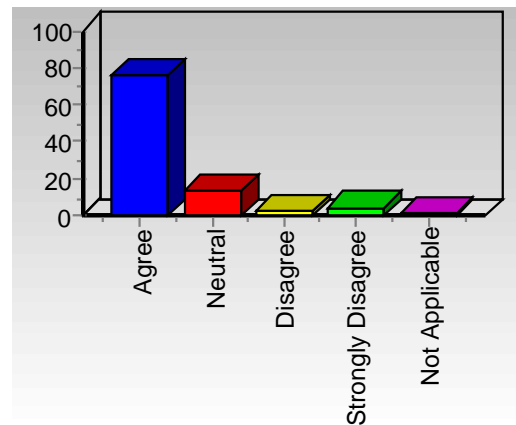
Computer seminars.

Label	Value	Frequency	Percent
Agree	1	37	52.11
Neutral	2	23	32.39
Disagree	3	6	8.45
Strongly Disagree	4	1	1.41
Not Applicable	5	2	2.82
Total Valid		69	97.18
Total Missing	-1	2	2.82
Total		71	100.00



LSC-O provided training classes.

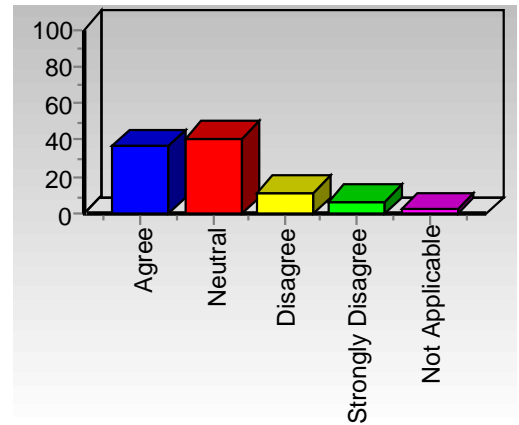
Label	Value	Frequency	Percent
Agree	1	54	76.06
Neutral	2	10	14.08
Disagree	3	2	2.82
Strongly Disagree	4	3	4.23
Not Applicable	5	1	1.41
Total Valid		70	98.59
Total Missing	-1	1	1.41
Total		71	100.00



Lamar State College-Orange Technology Needs Survey Spring 2007

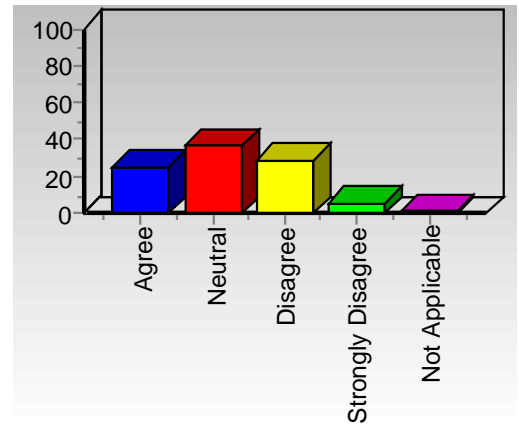
Online computer classes.

Label	Value	Frequency	Percent
Agree	1	26	36.62
Neutral	2	29	40.85
Disagree	3	8	11.27
Strongly Disagree	4	5	7.04
Not Applicable	5	2	2.82
Total Valid		70	98.59
Total Missing	-1	1	1.41
Total		71	100.00



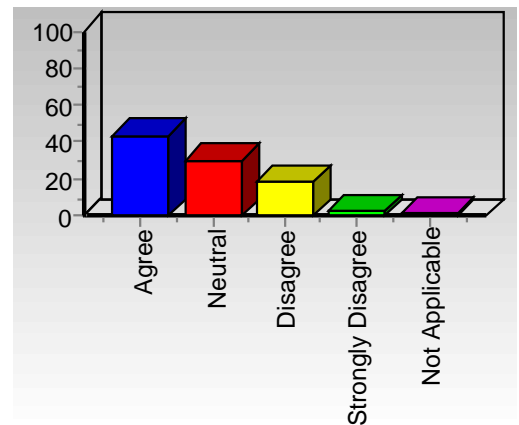
Self-teaching from books, journals.

Label	Value	Frequency	Percent
Agree	1	18	25.35
Neutral	2	26	36.62
Disagree	3	20	28.17
Strongly Disagree	4	4	5.63
Not Applicable	5	1	1.41
Total Valid		69	97.18
Total Missing	-1	2	2.82
Total		71	100.00



Self-teaching from exploring, experimenting.

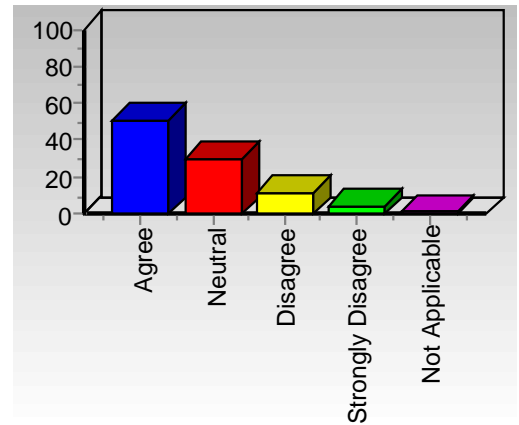
Label	Value	Frequency	Percent
Agree	1	31	43.66
Neutral	2	21	29.58
Disagree	3	13	18.31
Strongly Disagree	4	2	2.82
Not Applicable	5	1	1.41
Total Valid		68	95.77
Total Missing	-1	3	4.23
Total		71	100.00



Lamar State College-Orange Technology Needs Survey Spring 2007

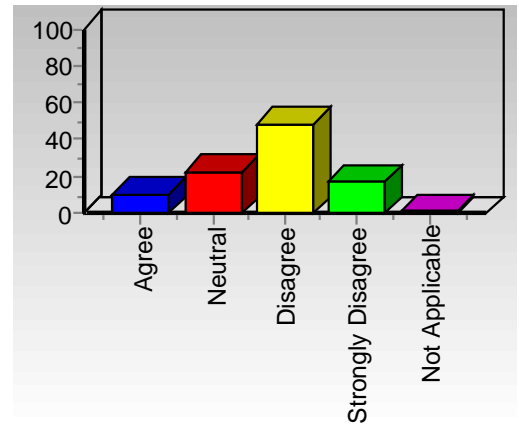
Help from friends, family, colleagues.

Label	Value	Frequency	Percent
Agree	1	36	50.70
Neutral	2	21	29.58
Disagree	3	8	11.27
Strongly Disagree	4	3	4.23
Not Applicable	5	1	1.41
Total Valid		69	97.18
Total Missing	-1	2	2.82
Total		71	100.00



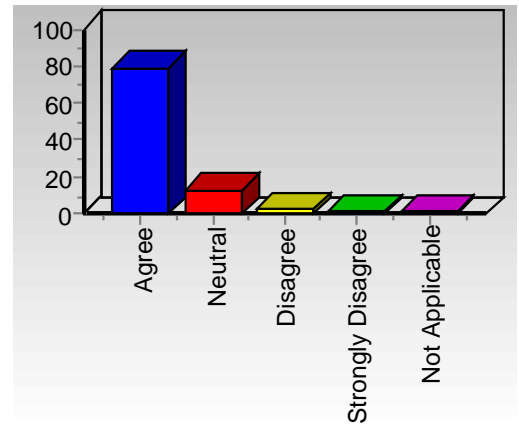
Telephone consultants.

Label	Value	Frequency	Percent
Agree	1	7	9.86
Neutral	2	16	22.54
Disagree	3	34	47.89
Strongly Disagree	4	12	16.90
Not Applicable	5	1	1.41
Total Valid		70	98.59
Total Missing	-1	1	1.41
Total		71	100.00



On-the-job training.

Label	Value	Frequency	Percent
Agree	1	56	78.87
Neutral	2	9	12.68
Disagree	3	2	2.82
Strongly Disagree	4	1	1.41
Not Applicable	5	1	1.41
Total Valid		69	97.18
Total Missing	-1	2	2.82
Total		71	100.00

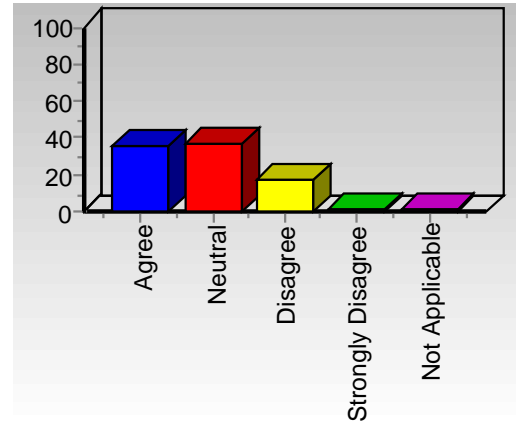


Lamar State College-Orange
 Technology Needs Survey
 Spring 2007

My job performance will increase if training is provided for the use of:

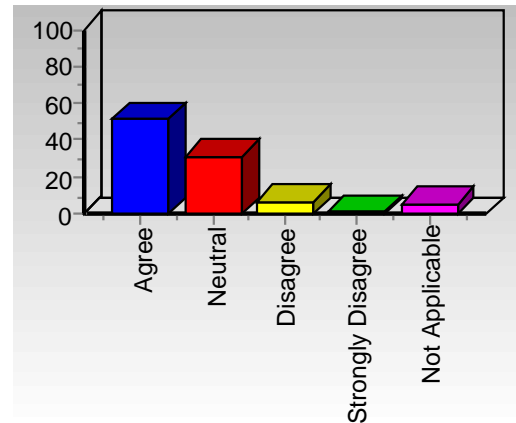
Microsoft Word (word processing).

Label	Value	Frequency	Percent
Agree	1	25	35.21
Neutral	2	26	36.62
Disagree	3	12	16.90
Strongly Disagree	4	1	1.41
Not Applicable	5	1	1.41
Total Valid		65	91.55
Total Missing	-1	6	8.45
Total		71	100.00



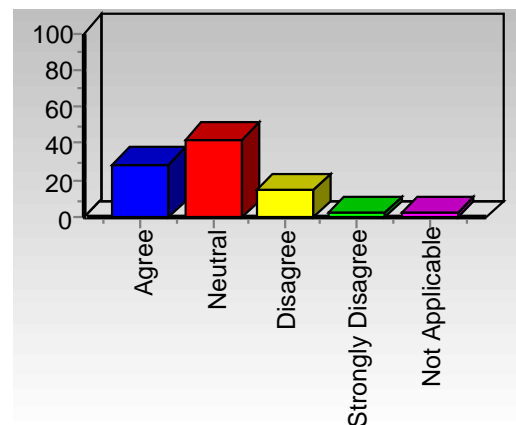
Microsoft Access (database).

Label	Value	Frequency	Percent
Agree	1	37	52.11
Neutral	2	22	30.99
Disagree	3	5	7.04
Strongly Disagree	4	1	1.41
Not Applicable	5	4	5.63
Total Valid		69	97.18
Total Missing	-1	2	2.82
Total		71	100.00



Microsoft Outlook (e-mail).

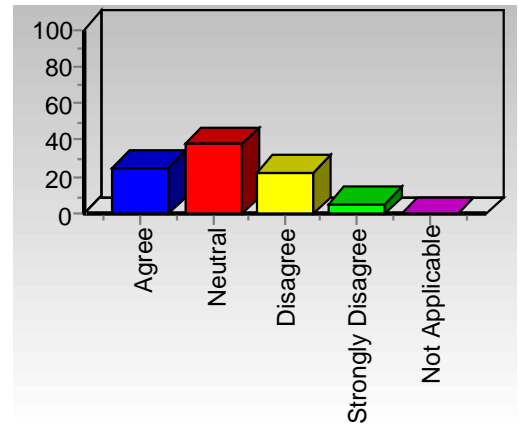
Label	Value	Frequency	Percent
Agree	1	20	28.17
Neutral	2	30	42.25
Disagree	3	11	15.49
Strongly Disagree	4	2	2.82
Not Applicable	5	2	2.82
Total Valid		65	91.55
Total Missing	-1	6	8.45
Total		71	100.00



Lamar State College-Orange Technology Needs Survey Spring 2007

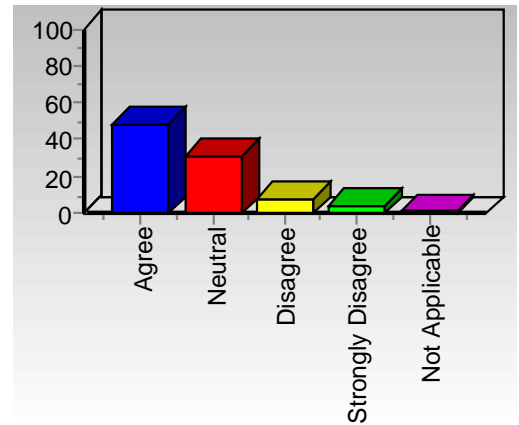
Web browsers (internet).

Label	Value	Frequency	Percent
Agree	1	18	25.35
Neutral	2	27	38.03
Disagree	3	16	22.54
Strongly Disagree	4	4	5.63
Not Applicable	5	0	0.00
Total Valid		65	91.55
Total Missing	-1	6	8.45
Total		71	100.00



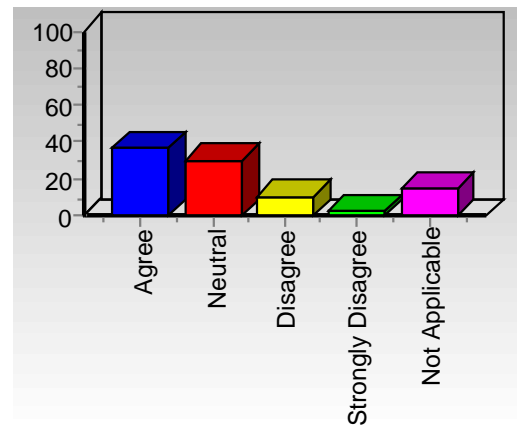
WebCT (courseware).

Label	Value	Frequency	Percent
Agree	1	34	47.89
Neutral	2	22	30.99
Disagree	3	6	8.45
Strongly Disagree	4	3	4.23
Not Applicable	5	1	1.41
Total Valid		66	92.96
Total Missing	-1	5	7.04
Total		71	100.00



Financial Record System (FRS).

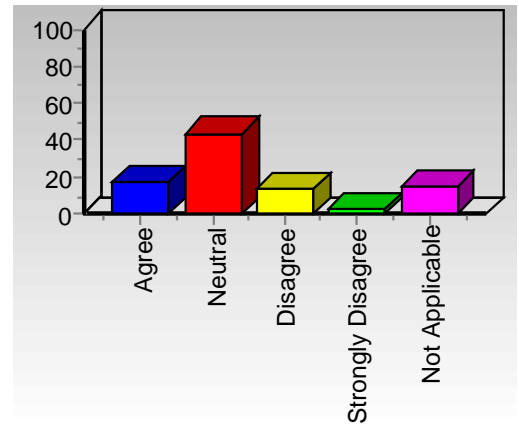
Label	Value	Frequency	Percent
Agree	1	26	36.62
Neutral	2	21	29.58
Disagree	3	7	9.86
Strongly Disagree	4	2	2.82
Not Applicable	5	11	15.49
Total Valid		67	94.37
Total Missing	-1	4	5.63
Total		71	100.00



Lamar State College-Orange Technology Needs Survey Spring 2007

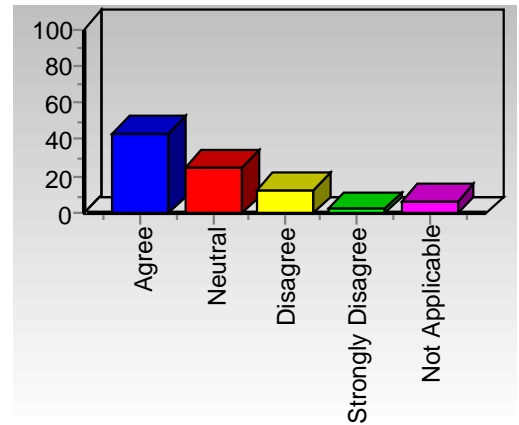
Human Resource System (HRS).

Label	Value	Frequency	Percent
Agree	1	12	16.90
Neutral	2	31	43.66
Disagree	3	10	14.08
Strongly Disagree	4	2	2.82
Not Applicable	5	11	15.49
Total Valid		66	92.96
Total Missing	-1	5	7.04
Total		71	100.00



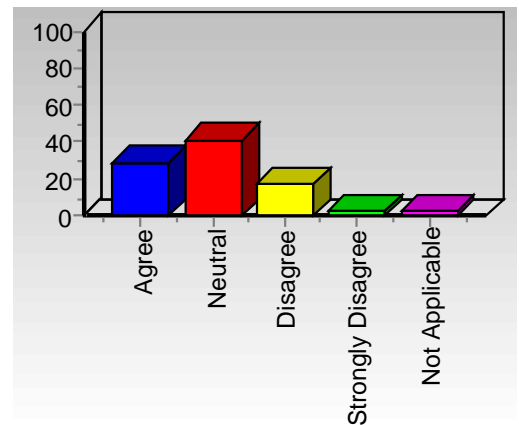
Student Information System (SIS).

Label	Value	Frequency	Percent
Agree	1	31	43.66
Neutral	2	18	25.35
Disagree	3	9	12.68
Strongly Disagree	4	2	2.82
Not Applicable	5	5	7.04
Total Valid		65	91.55
Total Missing	-1	6	8.45
Total		71	100.00



The Windows environment.

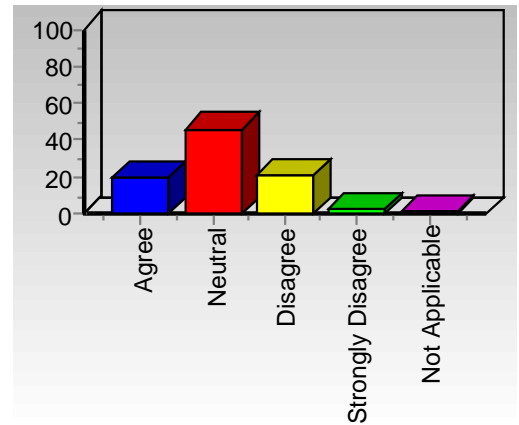
Label	Value	Frequency	Percent
Agree	1	20	28.17
Neutral	2	29	40.85
Disagree	3	12	16.90
Strongly Disagree	4	2	2.82
Not Applicable	5	2	2.82
Total Valid		65	91.55
Total Missing	-1	6	8.45
Total		71	100.00



Lamar State College-Orange Technology Needs Survey Spring 2007

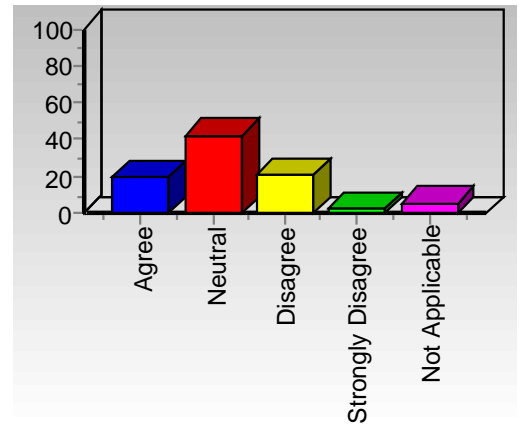
The voice mail system.

Label	Value	Frequency	Percent
Agree	1	14	19.72
Neutral	2	33	46.48
Disagree	3	15	21.13
Strongly Disagree	4	2	2.82
Not Applicable	5	1	1.41
Total Valid		65	91.55
Total Missing	-1	6	8.45
Total		71	100.00



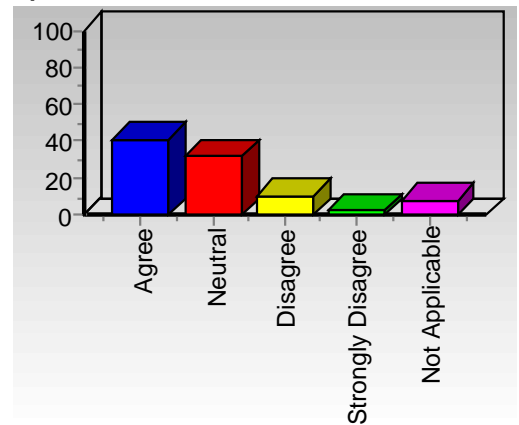
The operation of programmable phones.

Label	Value	Frequency	Percent
Agree	1	14	19.72
Neutral	2	30	42.25
Disagree	3	15	21.13
Strongly Disagree	4	2	2.82
Not Applicable	5	4	5.63
Total Valid		65	91.55
Total Missing	-1	6	8.45
Total		71	100.00



Contribute software (used to update departmental web pages).

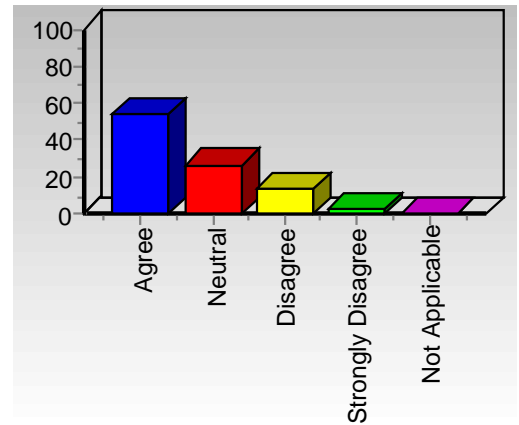
Label	Value	Frequency	Percent
Agree	1	29	40.85
Neutral	2	23	32.39
Disagree	3	7	9.86
Strongly Disagree	4	2	2.82
Not Applicable	5	6	8.45
Total Valid		67	94.37
Total Missing	-1	4	5.63
Total		71	100.00



Lamar State College-Orange Technology Needs Survey Spring 2007

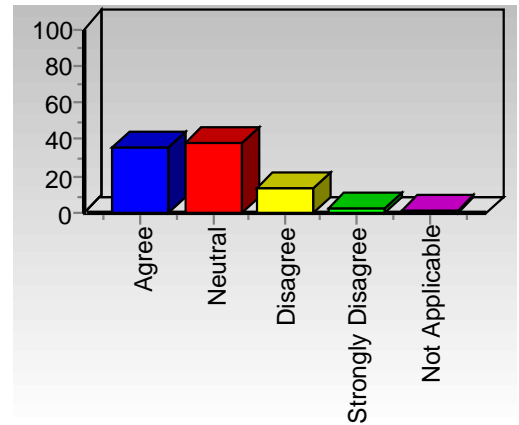
MyLSCO group tools.

Label	Value	Frequency	Percent
Agree	1	38	53.52
Neutral	2	19	26.76
Disagree	3	10	14.08
Strongly Disagree	4	2	2.82
Not Applicable	5	0	0.00
Total Valid		69	97.18
Total Missing	-1	2	2.82
Total		71	100.00



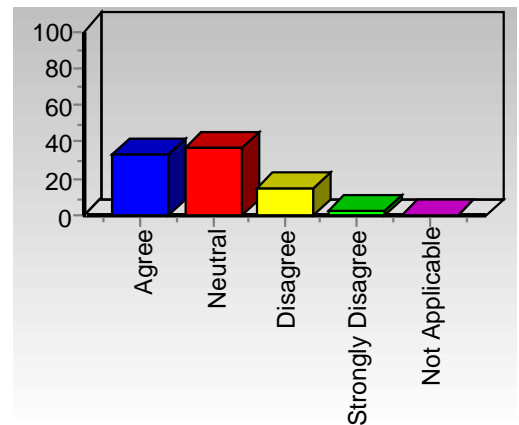
MyLSCO course tools.

Label	Value	Frequency	Percent
Agree	1	25	35.21
Neutral	2	27	38.03
Disagree	3	10	14.08
Strongly Disagree	4	2	2.82
Not Applicable	5	1	1.41
Total Valid		65	91.55
Total Missing	-1	6	8.45
Total		71	100.00



MyLSCO general navigation.

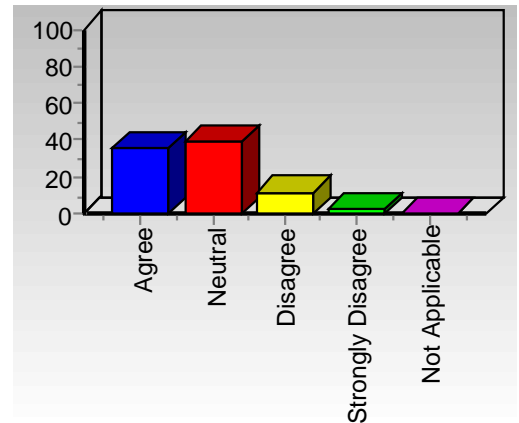
Label	Value	Frequency	Percent
Agree	1	24	33.80
Neutral	2	26	36.62
Disagree	3	11	15.49
Strongly Disagree	4	2	2.82
Not Applicable	5	0	0.00
Total Valid		63	88.73
Total Missing	-1	8	11.27
Total		71	100.00



Lamar State College-Orange
Technology Needs Survey
Spring 2007

MyLSCO for accessing LSC-O Exchange e-mail.

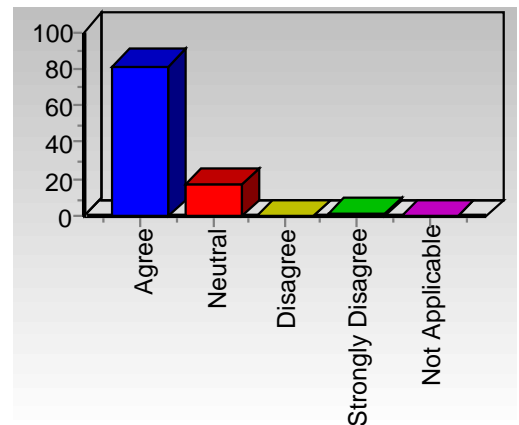
Label	Value	Frequency	Percent
Agree	1	25	35.21
Neutral	2	28	39.44
Disagree	3	8	11.27
Strongly Disagree	4	2	2.82
Not Applicable	5	0	0.00
Total Valid		63	88.73
Total Missing	-1	8	11.27
Total		71	100.00



The following services provided by LSC-O are adequate for the performance of my job responsibilities:

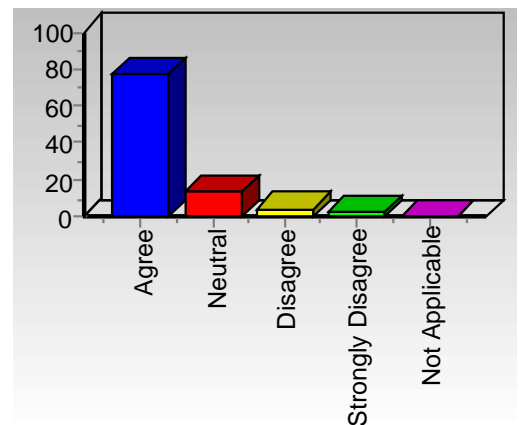
Computer hardware.

Label	Value	Frequency	Percent
Agree	1	58	81.69
Neutral	2	12	16.90
Disagree	3	0	0.00
Strongly Disagree	4	1	1.41
Not Applicable	5	0	0.00
Total Valid		71	100.00



Computer software.

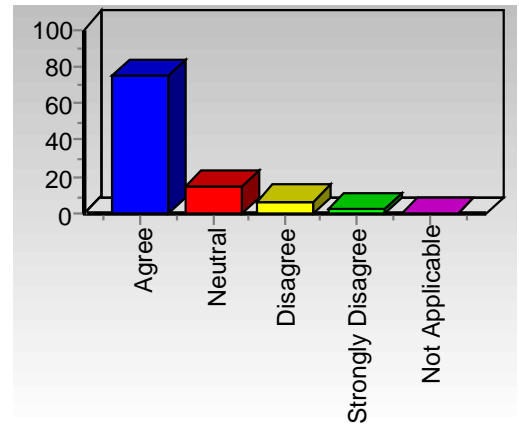
Label	Value	Frequency	Percent
Agree	1	55	77.46
Neutral	2	10	14.08
Disagree	3	3	4.23
Strongly Disagree	4	2	2.82
Not Applicable	5	0	0.00
Total Valid		70	98.59
Total Missing	-1	1	1.41
Total		71	100.00



Lamar State College-Orange Technology Needs Survey Spring 2007

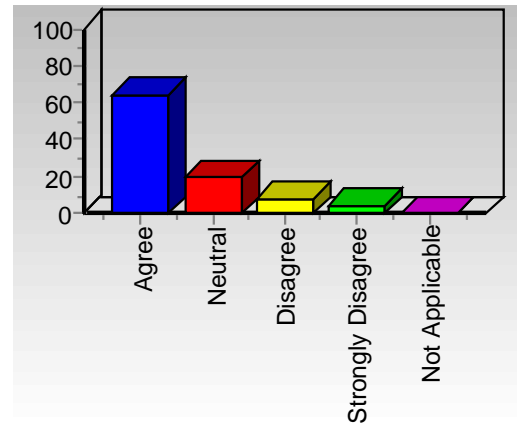
Technology.

Label	Value	Frequency	Percent
Agree	1	53	74.65
Neutral	2	11	15.49
Disagree	3	5	7.04
Strongly Disagree	4	2	2.82
Not Applicable	5	0	0.00
Total Valid		71	100.00



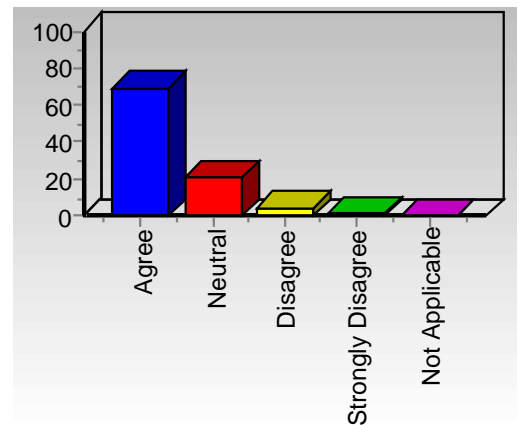
Technology support services.

Label	Value	Frequency	Percent
Agree	1	46	64.79
Neutral	2	14	19.72
Disagree	3	6	8.45
Strongly Disagree	4	3	4.23
Not Applicable	5	0	0.00
Total Valid		69	97.18
Total Missing	-1	2	2.82
Total		71	100.00



Network resources.

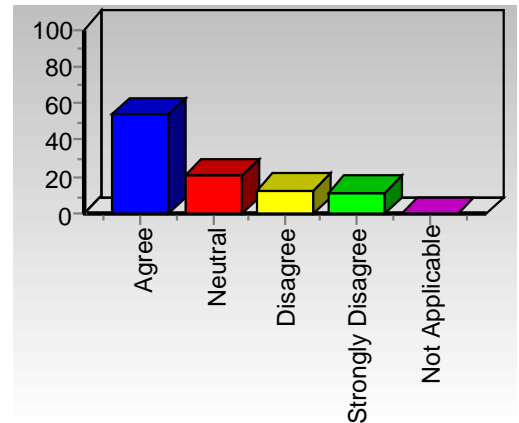
Label	Value	Frequency	Percent
Agree	1	49	69.01
Neutral	2	15	21.13
Disagree	3	3	4.23
Strongly Disagree	4	1	1.41
Not Applicable	5	0	0.00
Total Valid		68	95.77
Total Missing	-1	3	4.23
Total		71	100.00



Lamar State College-Orange
Technology Needs Survey
Spring 2007

Using MyLSCO to access LSC-O e-mail.

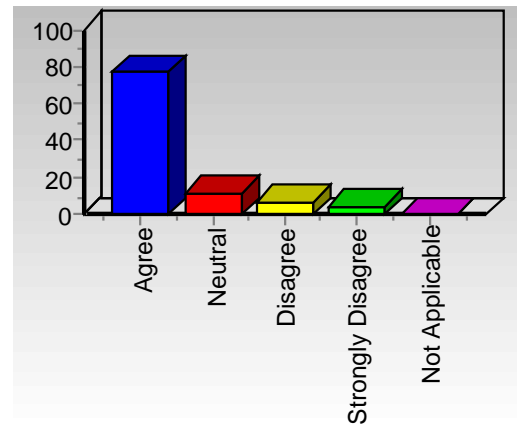
Label	Value	Frequency	Percent
Agree	1	38	53.52
Neutral	2	15	21.13
Disagree	3	9	12.68
Strongly Disagree	4	8	11.27
Not Applicable	5	0	0.00
Total Valid		70	98.59
Total Missing	-1	1	1.41
Total		71	100.00



Computer Center Staff/Services:

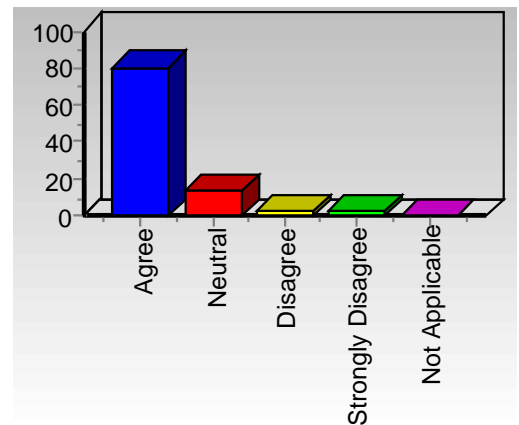
Computer center services are satisfactory.

Label	Value	Frequency	Percent
Agree	1	55	77.46
Neutral	2	8	11.27
Disagree	3	5	7.04
Strongly Disagree	4	3	4.23
Not Applicable	5	0	0.00
Total Valid		71	100.00



Computer center staff are courteous.

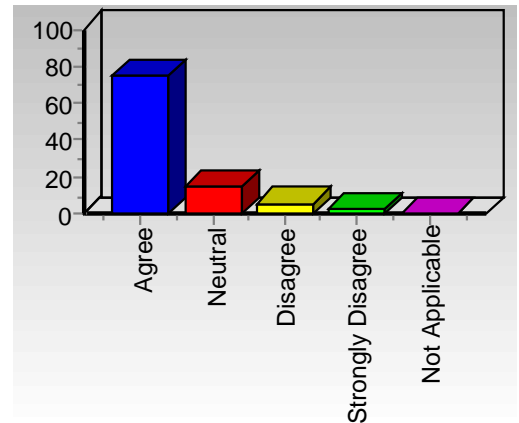
Label	Value	Frequency	Percent
Agree	1	57	80.28
Neutral	2	10	14.08
Disagree	3	2	2.82
Strongly Disagree	4	2	2.82
Not Applicable	5	0	0.00
Total Valid		71	100.00



Lamar State College-Orange
 Technology Needs Survey
 Spring 2007

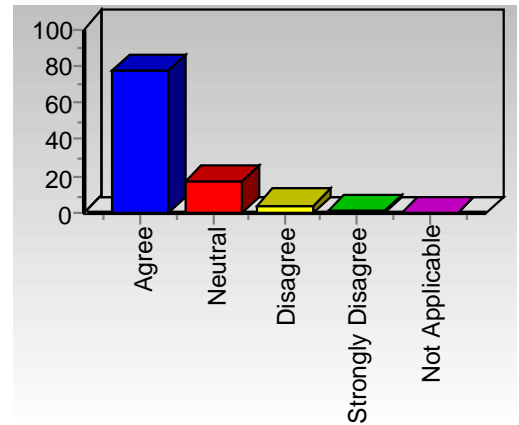
Computer center staff are knowledgeable.

Label	Value	Frequency	Percent
Agree	1	53	74.65
Neutral	2	11	15.49
Disagree	3	4	5.63
Strongly Disagree	4	2	2.82
Not Applicable	5	0	0.00
Total Valid		70	98.59
Total Missing	-1	1	1.41
Total		71	100.00



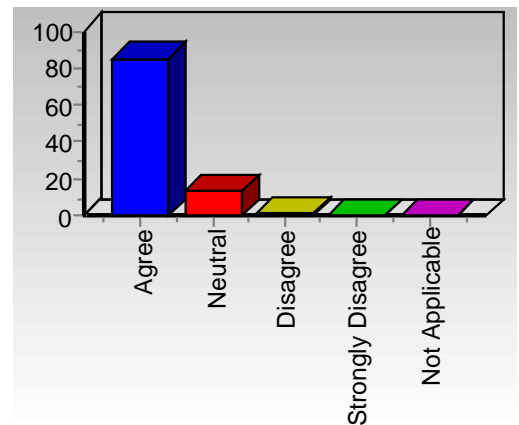
Computer center staff are helpful.

Label	Value	Frequency	Percent
Agree	1	55	77.46
Neutral	2	12	16.90
Disagree	3	3	4.23
Strongly Disagree	4	1	1.41
Not Applicable	5	0	0.00
Total Valid		71	100.00



The switchboard hours are appropriate.

Label	Value	Frequency	Percent
Agree	1	60	84.51
Neutral	2	10	14.08
Disagree	3	1	1.41
Strongly Disagree	4	0	0.00
Not Applicable	5	0	0.00
Total Valid		71	100.00

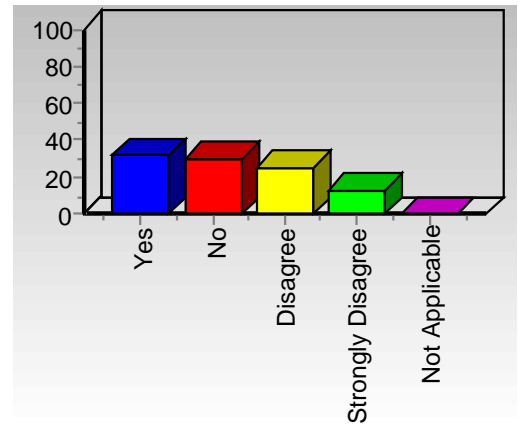


When using MyLSCO to access LSC-O Exchange e-mail (address@lsc.edu) the following operations are simple to perform:

Lamar State College-Orange Technology Needs Survey Spring 2007

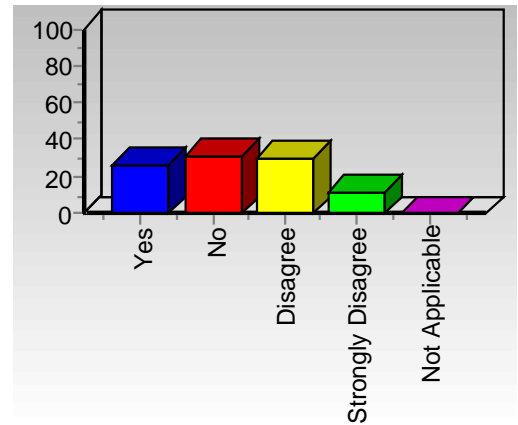
Searching for an e-mail address.

Label	Value	Frequency	Percent
Yes	1	23	32.39
No	2	21	29.58
Disagree	3	18	25.35
Strongly Disagree	4	9	12.68
Not Applicable	5	0	0.00
Total Valid		71	100.00



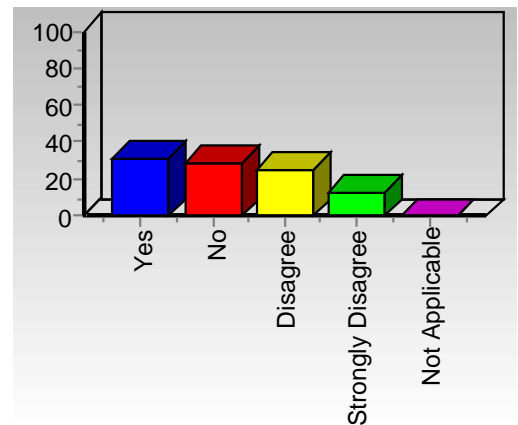
Accessing my contact list.

Label	Value	Frequency	Percent
Yes	1	19	26.76
No	2	22	30.99
Disagree	3	21	29.58
Strongly Disagree	4	8	11.27
Not Applicable	5	0	0.00
Total Valid		70	98.59
Total Missing	-1	1	1.41
Total		71	100.00



Searching for a specific e-mail by sender's name.

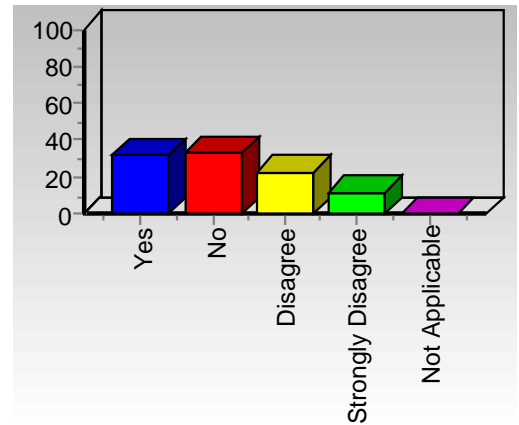
Label	Value	Frequency	Percent
Yes	1	22	30.99
No	2	20	28.17
Disagree	3	18	25.35
Strongly Disagree	4	9	12.68
Not Applicable	5	0	0.00
Total Valid		69	97.18
Total Missing	-1	2	2.82
Total		71	100.00



Lamar State College-Orange Technology Needs Survey Spring 2007

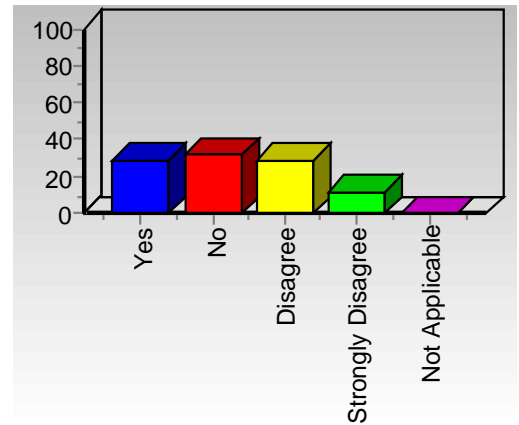
Searching for a specific e-mail by date.

Label	Value	Frequency	Percent
Yes	1	23	32.39
No	2	24	33.80
Disagree	3	16	22.54
Strongly Disagree	4	8	11.27
Not Applicable	5	0	0.00
Total Valid		71	100.00



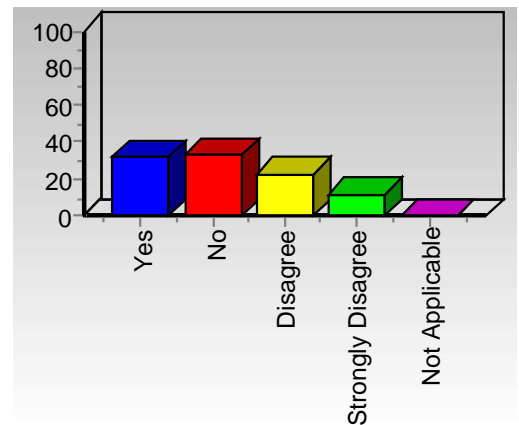
Searching for a specific e-mail by subject.

Label	Value	Frequency	Percent
Yes	1	20	28.17
No	2	23	32.39
Disagree	3	20	28.17
Strongly Disagree	4	8	11.27
Not Applicable	5	0	0.00
Total Valid		71	100.00



Using the Calendar.

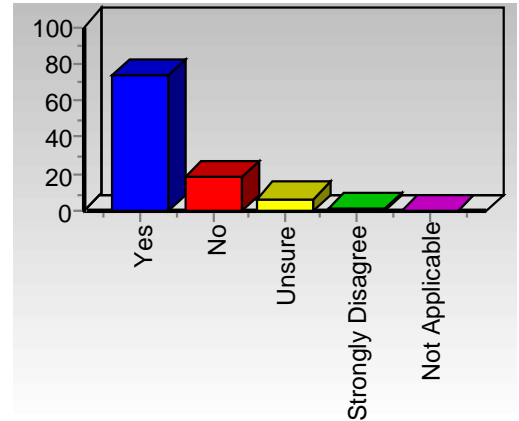
Label	Value	Frequency	Percent
Yes	1	23	32.39
No	2	24	33.80
Disagree	3	16	22.54
Strongly Disagree	4	8	11.27
Not Applicable	5	0	0.00
Total Valid		71	100.00



Lamar State College-Orange
Technology Needs Survey
Spring 2007

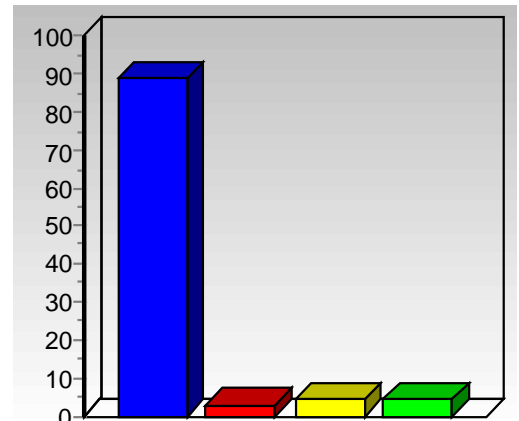
Using Outlook on the desktop to access LSC-O e-mail is necessary for my job responsibilities.

Label	Value	Frequency	Percent
Yes	1	52	73.24
No	2	13	18.31
Unsure	3	5	7.04
Strongly Disagree	4	1	1.41
Not Applicable	5	0	0.00
Total Valid		71	100.00



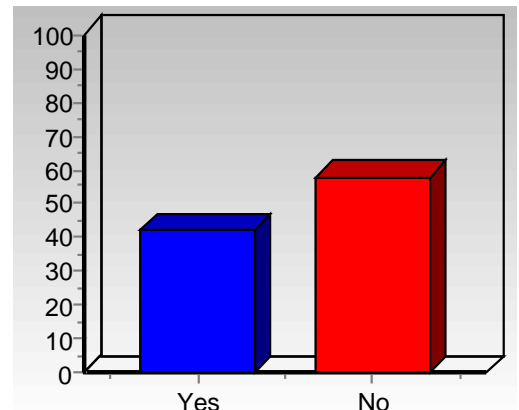
The method used to submit a computer center work order is:

Label	Value	Frequency	Percent
by completing a web order form	1	63	88.73
by calling the switchboard	2	2	2.82
by sending e-mail to specific computer center staff	3	3	4.23
by calling specific computer center staff	4	3	4.23
Total Valid		71	100.00



Do you currently have teaching responsibilities?

Label	Value	Frequency	Percent
Yes	1	30	42.25
No	2	41	57.75
Total Valid		71	100.00

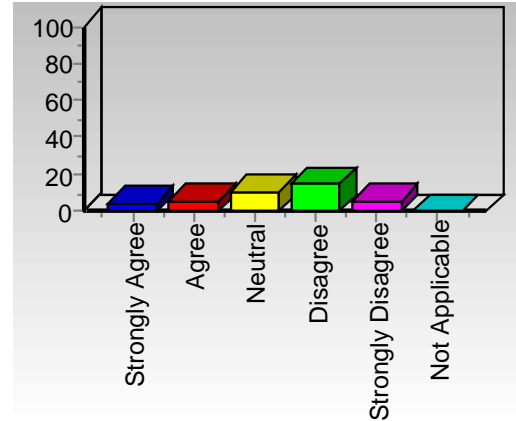


Lamar State College-Orange
Technology Needs Survey
Spring 2007

The following questions are answered by persons with teaching responsibilities:

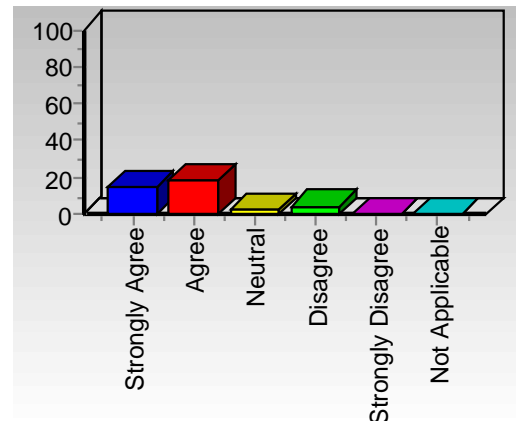
There are no barriers to using the applications and media I would like to use.

Label	Value	Frequency	Percent
Strongly Agree	1	3	4.23
Agree	2	4	5.63
Neutral	3	7	9.86
Disagree	4	11	15.49
Strongly Disagree	5	4	5.63
Not Applicable	6	0	0.00
Total Valid		29	40.85
Total Missing	-1	42	59.15
Total		71	100.00



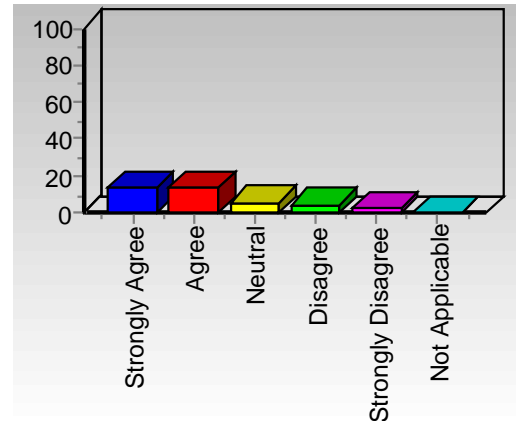
I am better able to use information technology now that I was two years ago.

Label	Value	Frequency	Percent
Strongly Agree	1	11	15.49
Agree	2	13	18.31
Neutral	3	2	2.82
Disagree	4	3	4.23
Strongly Disagree	5	0	0.00
Not Applicable	6	0	0.00
Total Valid		29	40.85
Total Missing	-1	42	59.15
Total		71	100.00



I am able to access all the LSC-O computing resources I need from my office.

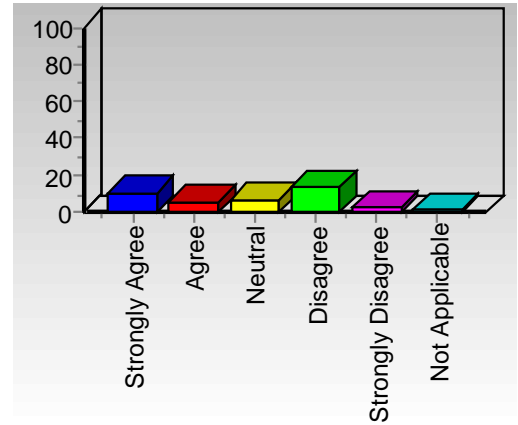
Label	Value	Frequency	Percent
Strongly Agree	1	10	14.08
Agree	2	10	14.08
Neutral	3	4	5.63
Disagree	4	3	4.23
Strongly Disagree	5	2	2.82
Not Applicable	6	0	0.00
Total Valid		29	40.85
Total Missing	-1	42	59.15
Total		71	100.00



Lamar State College-Orange Technology Needs Survey Spring 2007

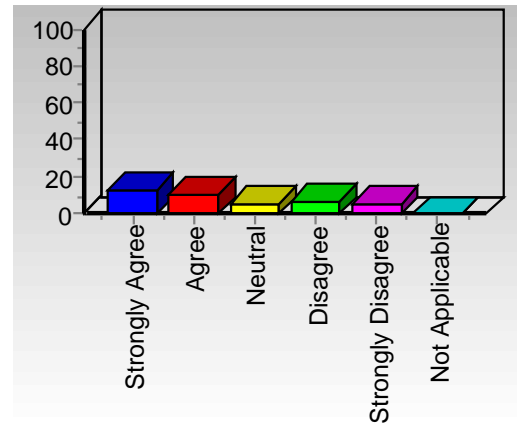
I am able to access all the LSC-O computing resources I need from my home.

Label	Value	Frequency	Percent
Strongly Agree	1	7	9.86
Agree	2	4	5.63
Neutral	3	5	7.04
Disagree	4	10	14.08
Strongly Disagree	5	2	2.82
Not Applicable	6	1	1.41
Total Valid		29	40.85
Total Missing	-1	42	59.15
Total		71	100.00



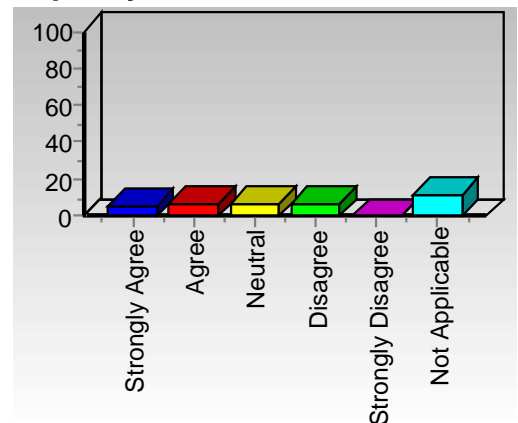
I have all the technological resources in the classroom/lab I use.

Label	Value	Frequency	Percent
Strongly Agree	1	9	12.68
Agree	2	7	9.86
Neutral	3	4	5.63
Disagree	4	5	7.04
Strongly Disagree	5	4	5.63
Not Applicable	6	0	0.00
Total Valid		29	40.85
Total Missing	-1	42	59.15
Total		71	100.00



I have attempted to reserve a multimedia classroom during the past year.

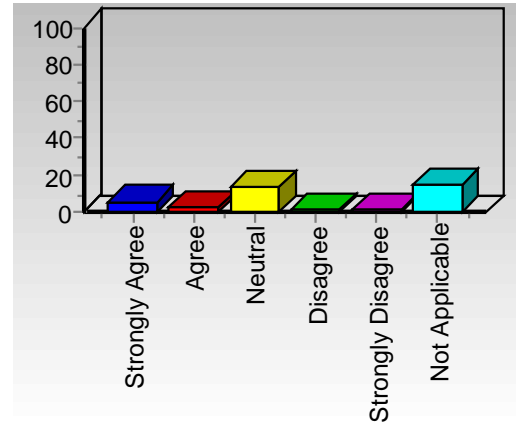
Label	Value	Frequency	Percent
Strongly Agree	1	4	5.63
Agree	2	5	7.04
Neutral	3	5	7.04
Disagree	4	5	7.04
Strongly Disagree	5	0	0.00
Not Applicable	6	8	11.27
Total Valid		27	38.03
Total Missing	-1	44	61.97
Total		71	100.00



Lamar State College-Orange
Technology Needs Survey
Spring 2007

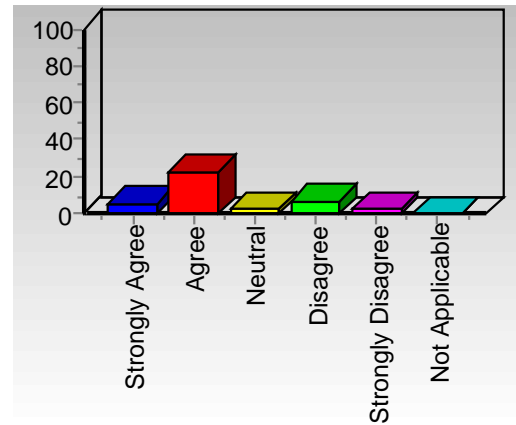
I am always able to reserve a multimedia classroom with no problems.

Label	Value	Frequency	Percent
Strongly Agree	1	4	5.63
Agree	2	2	2.82
Neutral	3	10	14.08
Disagree	4	1	1.41
Strongly Disagree	5	1	1.41
Not Applicable	6	11	15.49
Total Valid		29	40.85
Total Missing	-1	42	59.15
Total		71	100.00



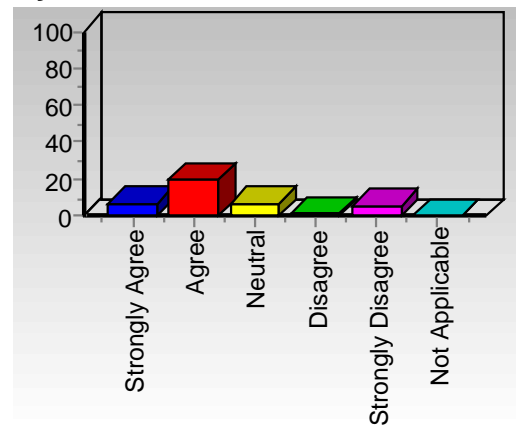
I am very familiar with the information technology resources on campus.

Label	Value	Frequency	Percent
Strongly Agree	1	4	5.63
Agree	2	16	22.54
Neutral	3	2	2.82
Disagree	4	5	7.04
Strongly Disagree	5	2	2.82
Not Applicable	6	0	0.00
Total Valid		29	40.85
Total Missing	-1	42	59.15
Total		71	100.00



LSC-O's information technology resources are adequate for my needs.

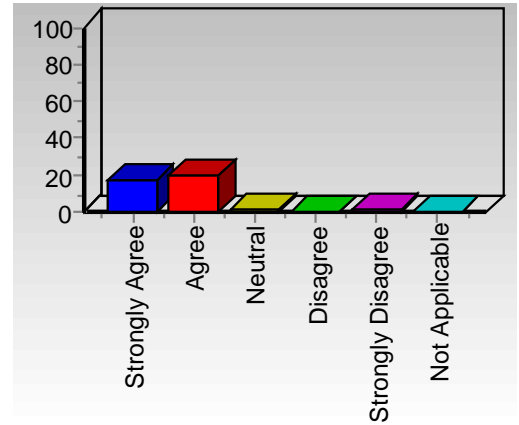
Label	Value	Frequency	Percent
Strongly Agree	1	5	7.04
Agree	2	14	19.72
Neutral	3	5	7.04
Disagree	4	1	1.41
Strongly Disagree	5	4	5.63
Not Applicable	6	0	0.00
Total Valid		29	40.85
Total Missing	-1	42	59.15
Total		71	100.00



Lamar State College-Orange
 Technology Needs Survey
 Spring 2007

LSC-O's information technology support is responsive to my needs.

Label	Value	Frequency	Percent
Strongly Agree	1	12	16.90
Agree	2	14	19.72
Neutral	3	1	1.41
Disagree	4	0	0.00
Strongly Disagree	5	1	1.41
Not Applicable	6	0	0.00
Total Valid		28	39.44
Total Missing	-1	43	60.56
Total		71	100.00

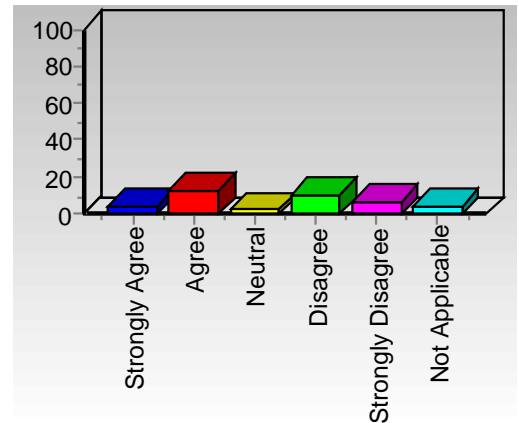


Lamar State College-Orange
Technology Needs Survey
Spring 2007

I do not use the applications and media that I would like to use because:

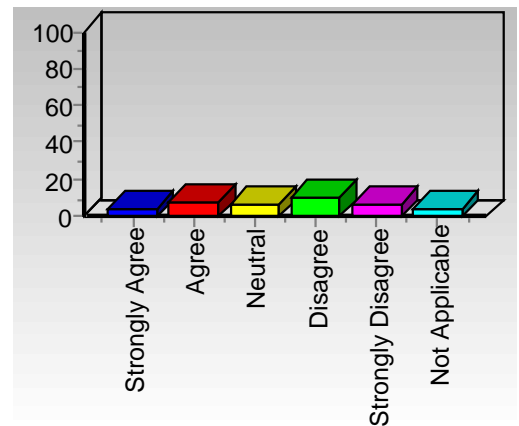
I do no have the time.

Label	Value	Frequency	Percent
Strongly Agree	1	3	4.23
Agree	2	9	12.68
Neutral	3	2	2.82
Disagree	4	7	9.86
Strongly Disagree	5	5	7.04
Not Applicable	6	3	4.23
Total Valid		29	40.85
Total Missing	-1	42	59.15
Total		71	100.00



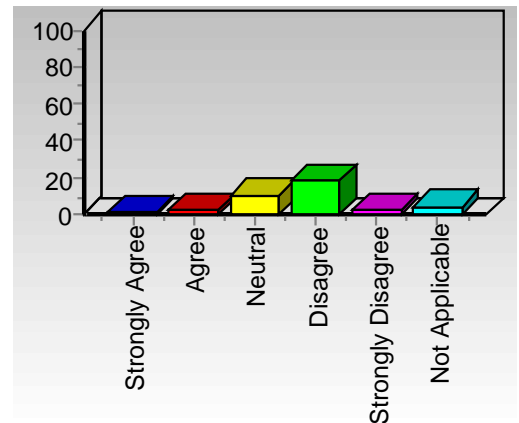
I do not have the necessary skills.

Label	Value	Frequency	Percent
Strongly Agree	1	3	4.23
Agree	2	6	8.45
Neutral	3	5	7.04
Disagree	4	7	9.86
Strongly Disagree	5	5	7.04
Not Applicable	6	3	4.23
Total Valid		29	40.85
Total Missing	-1	42	59.15
Total		71	100.00



I do not have technical support on campus.

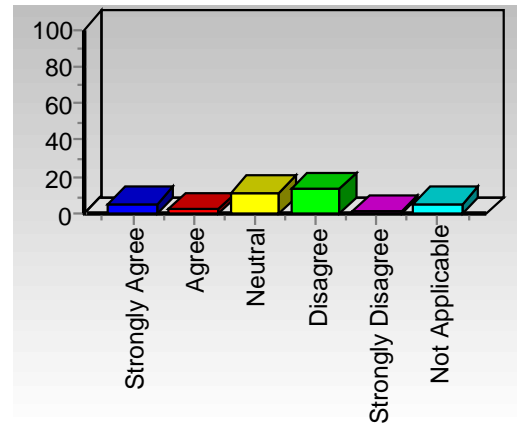
Label	Value	Frequency	Percent
Strongly Agree	1	1	1.41
Agree	2	2	2.82
Neutral	3	7	9.86
Disagree	4	13	18.31
Strongly Disagree	5	2	2.82
Not Applicable	6	3	4.23
Total Valid		28	39.44
Total Missing	-1	43	60.56
Total		71	100.00



Lamar State College-Orange Technology Needs Survey Spring 2007

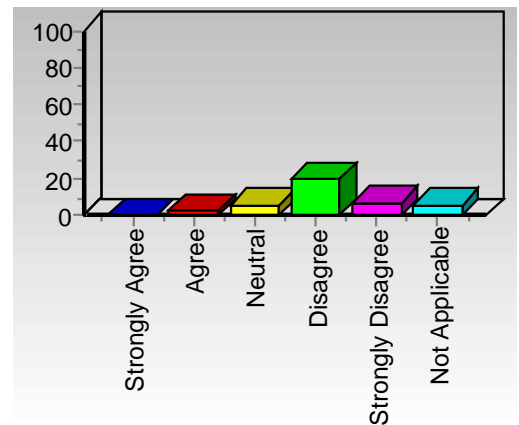
I do not have on-site support (e.g. classroom, lab).

Label	Value	Frequency	Percent
Strongly Agree	1	4	5.63
Agree	2	2	2.82
Neutral	3	8	11.27
Disagree	4	10	14.08
Strongly Disagree	5	1	1.41
Not Applicable	6	4	5.63
Total Valid		29	40.85
Total Missing	-1	42	59.15
Total		71	100.00



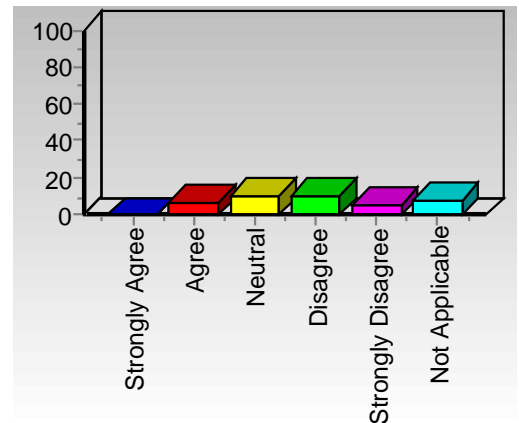
I do not know how to incorporate technology into my class.

Label	Value	Frequency	Percent
Strongly Agree	1	0	0.00
Agree	2	2	2.82
Neutral	3	4	5.63
Disagree	4	14	19.72
Strongly Disagree	5	5	7.04
Not Applicable	6	4	5.63
Total Valid		29	40.85
Total Missing	-1	42	59.15
Total		71	100.00



It is too expensive.

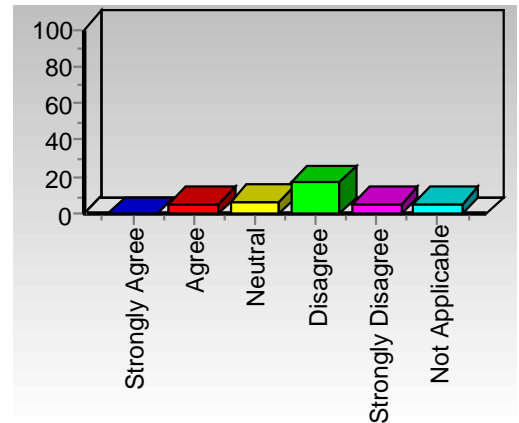
Label	Value	Frequency	Percent
Strongly Agree	1	0	0.00
Agree	2	5	7.04
Neutral	3	7	9.86
Disagree	4	7	9.86
Strongly Disagree	5	4	5.63
Not Applicable	6	6	8.45
Total Valid		29	40.85
Total Missing	-1	42	59.15
Total		71	100.00



Lamar State College-Orange Technology Needs Survey Spring 2007

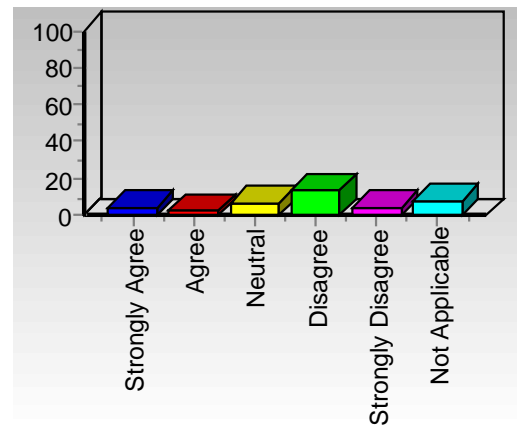
I do not know how to get access.

Label	Value	Frequency	Percent
Strongly Agree	1	0	0.00
Agree	2	4	5.63
Neutral	3	5	7.04
Disagree	4	12	16.90
Strongly Disagree	5	4	5.63
Not Applicable	6	4	5.63
Total Valid		29	40.85
Total Missing	-1	42	59.15
Total		71	100.00



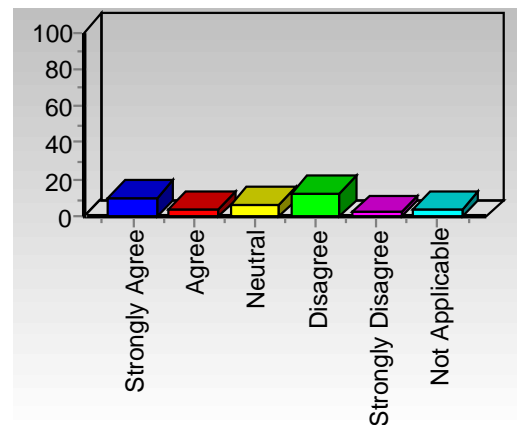
I need upgraded hardware.

Label	Value	Frequency	Percent
Strongly Agree	1	3	4.23
Agree	2	2	2.82
Neutral	3	5	7.04
Disagree	4	10	14.08
Strongly Disagree	5	3	4.23
Not Applicable	6	6	8.45
Total Valid		29	40.85
Total Missing	-1	42	59.15
Total		71	100.00



The technology is not available in my classroom.

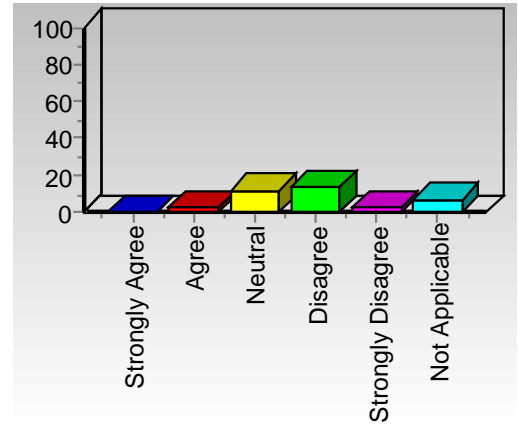
Label	Value	Frequency	Percent
Strongly Agree	1	7	9.86
Agree	2	3	4.23
Neutral	3	5	7.04
Disagree	4	9	12.68
Strongly Disagree	5	2	2.82
Not Applicable	6	3	4.23
Total Valid		29	40.85
Total Missing	-1	42	59.15
Total		71	100.00



Lamar State College-Orange Technology Needs Survey Spring 2007

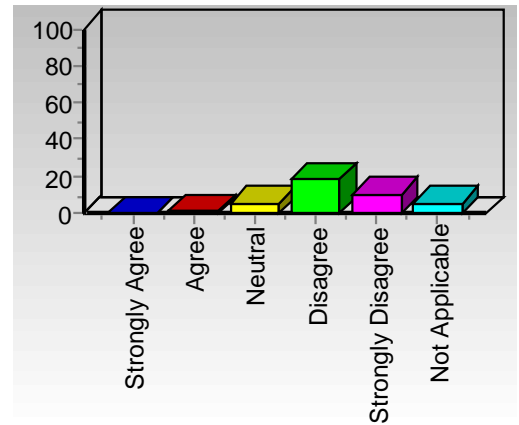
The applications and media do not run on computers used in classroom or labs.

Label	Value	Frequency	Percent
Strongly Agree	1	0	0.00
Agree	2	2	2.82
Neutral	3	8	11.27
Disagree	4	10	14.08
Strongly Disagree	5	2	2.82
Not Applicable	6	5	7.04
Total Valid		27	38.03
Total Missing	-1	44	61.97
Total		71	100.00



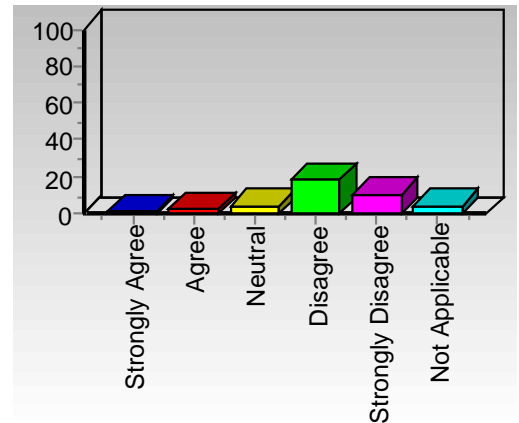
I am not sure how to use copyrighted materials.

Label	Value	Frequency	Percent
Strongly Agree	1	0	0.00
Agree	2	1	1.41
Neutral	3	4	5.63
Disagree	4	13	18.31
Strongly Disagree	5	7	9.86
Not Applicable	6	4	5.63
Total Valid		29	40.85
Total Missing	-1	42	59.15
Total		71	100.00



It is too much trouble.

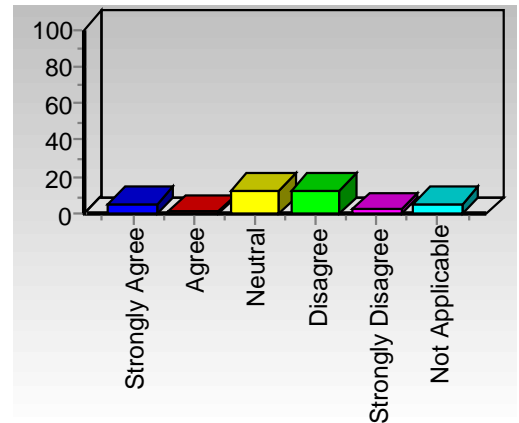
Label	Value	Frequency	Percent
Strongly Agree	1	1	1.41
Agree	2	2	2.82
Neutral	3	3	4.23
Disagree	4	13	18.31
Strongly Disagree	5	7	9.86
Not Applicable	6	3	4.23
Total Valid		29	40.85
Total Missing	-1	42	59.15
Total		71	100.00



Lamar State College-Orange Technology Needs Survey Spring 2007

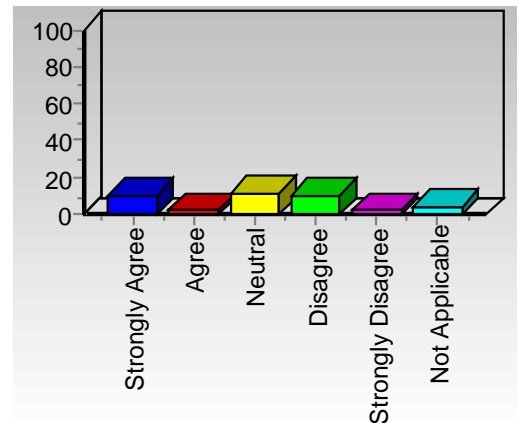
I do not have departmental funds to pay software costs.

Label	Value	Frequency	Percent
Strongly Agree	1	4	5.63
Agree	2	1	1.41
Neutral	3	9	12.68
Disagree	4	9	12.68
Strongly Disagree	5	2	2.82
Not Applicable	6	4	5.63
Total Valid		29	40.85
Total Missing	-1	42	59.15
Total		71	100.00



There are not incentive programs (e.g. leave time, financial rewards, contribution to tenure).

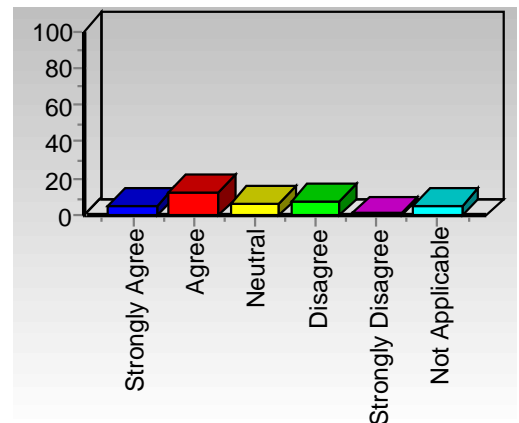
Label	Value	Frequency	Percent
Strongly Agree	1	7	9.86
Agree	2	2	2.82
Neutral	3	8	11.27
Disagree	4	7	9.86
Strongly Disagree	5	2	2.82
Not Applicable	6	3	4.23
Total Valid		29	40.85
Total Missing	-1	42	59.15
Total		71	100.00



When using a multimedia classroom on campus I have encountered problems with:

The equipment.

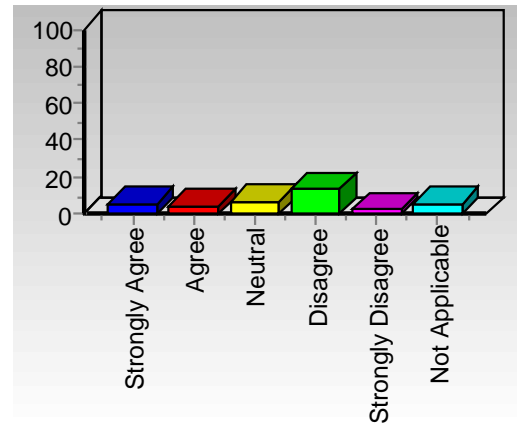
Label	Value	Frequency	Percent
Strongly Agree	1	4	5.63
Agree	2	9	12.68
Neutral	3	5	7.04
Disagree	4	6	8.45
Strongly Disagree	5	1	1.41
Not Applicable	6	4	5.63
Total Valid		29	40.85
Total Missing	-1	42	59.15
Total		71	100.00



Lamar State College-Orange Technology Needs Survey Spring 2007

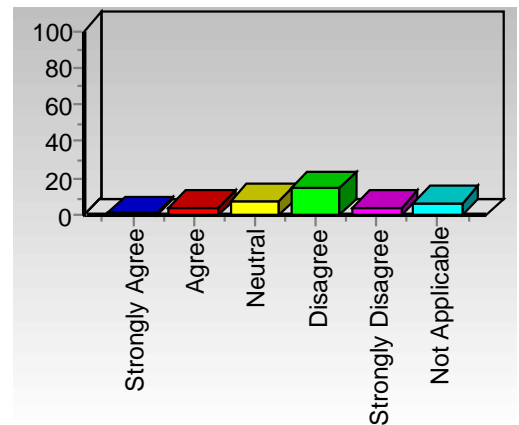
The room's physical environment.

Label	Value	Frequency	Percent
Strongly Agree	1	4	5.63
Agree	2	3	4.23
Neutral	3	5	7.04
Disagree	4	10	14.08
Strongly Disagree	5	2	2.82
Not Applicable	6	4	5.63
Total Valid		28	39.44
Total Missing	-1	43	60.56
Total		71	100.00



On-site technical support.

Label	Value	Frequency	Percent
Strongly Agree	1	1	1.41
Agree	2	3	4.23
Neutral	3	6	8.45
Disagree	4	11	15.49
Strongly Disagree	5	3	4.23
Not Applicable	6	5	7.04
Total Valid		29	40.85
Total Missing	-1	42	59.15
Total		71	100.00

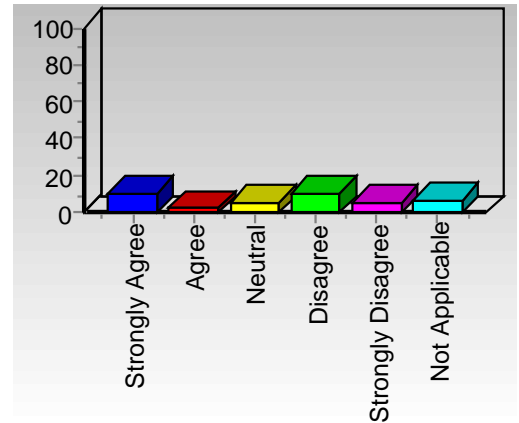


Lamar State College-Orange
 Technology Needs Survey
 Spring 2007

In the classroom/labs I use, I need but do not have:

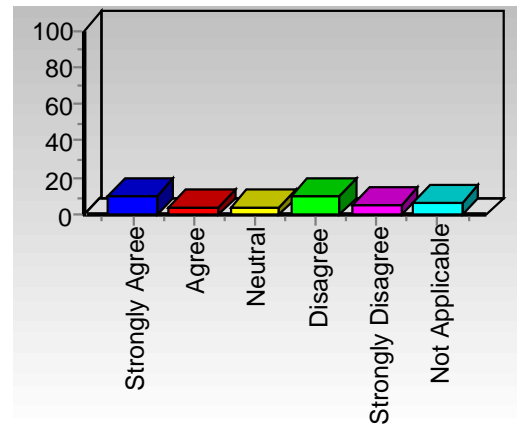
Computer projection capabilities.

Label	Value	Frequency	Percent
Strongly Agree	1	7	9.86
Agree	2	2	2.82
Neutral	3	4	5.63
Disagree	4	7	9.86
Strongly Disagree	5	4	5.63
Not Applicable	6	5	7.04
Total Valid		29	40.85
Total Missing	-1	42	59.15
Total		71	100.00



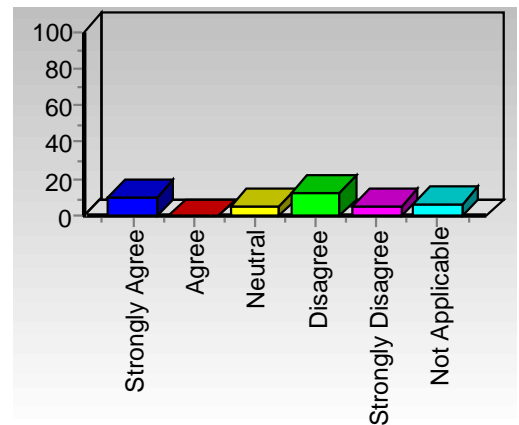
Internet access.

Label	Value	Frequency	Percent
Strongly Agree	1	7	9.86
Agree	2	3	4.23
Neutral	3	3	4.23
Disagree	4	7	9.86
Strongly Disagree	5	4	5.63
Not Applicable	6	5	7.04
Total Valid		29	40.85
Total Missing	-1	42	59.15
Total		71	100.00



Network connections.

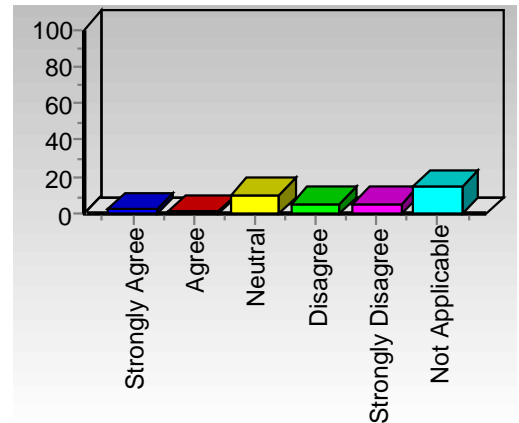
Label	Value	Frequency	Percent
Strongly Agree	1	7	9.86
Agree	2	0	0.00
Neutral	3	4	5.63
Disagree	4	9	12.68
Strongly Disagree	5	4	5.63
Not Applicable	6	5	7.04
Total Valid		29	40.85
Total Missing	-1	42	59.15
Total		71	100.00



Lamar State College-Orange Technology Needs Survey Spring 2007

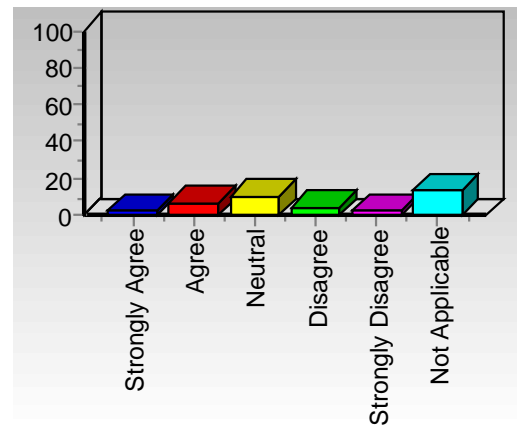
A lapel microphone.

Label	Value	Frequency	Percent
Strongly Agree	1	2	2.82
Agree	2	1	1.41
Neutral	3	7	9.86
Disagree	4	4	5.63
Strongly Disagree	5	4	5.63
Not Applicable	6	11	15.49
Total Valid		29	40.85
Total Missing	-1	42	59.15
Total		71	100.00



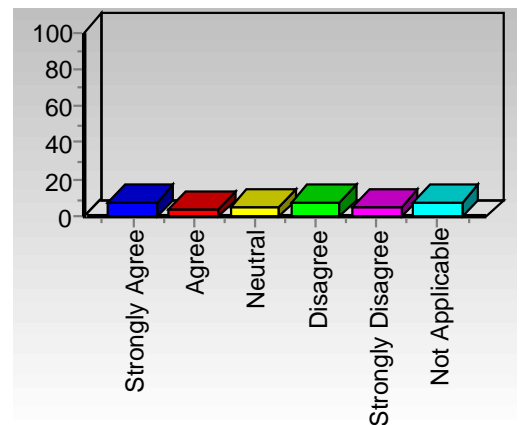
Electronic pointers.

Label	Value	Frequency	Percent
Strongly Agree	1	2	2.82
Agree	2	5	7.04
Neutral	3	7	9.86
Disagree	4	3	4.23
Strongly Disagree	5	2	2.82
Not Applicable	6	10	14.08
Total Valid		29	40.85
Total Missing	-1	42	59.15
Total		71	100.00



Student computers.

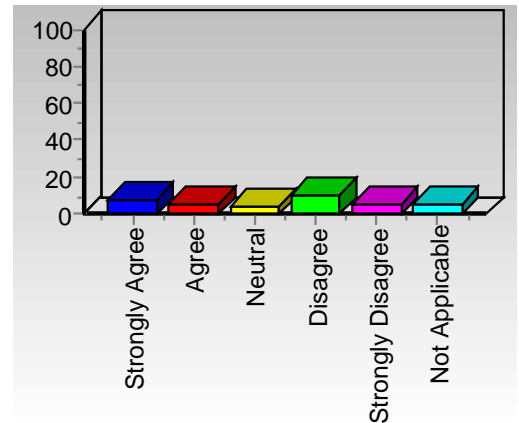
Label	Value	Frequency	Percent
Strongly Agree	1	6	8.45
Agree	2	3	4.23
Neutral	3	4	5.63
Disagree	4	6	8.45
Strongly Disagree	5	4	5.63
Not Applicable	6	6	8.45
Total Valid		29	40.85
Total Missing	-1	42	59.15
Total		71	100.00



Lamar State College-Orange
Technology Needs Survey
Spring 2007

An instructor's computer station.

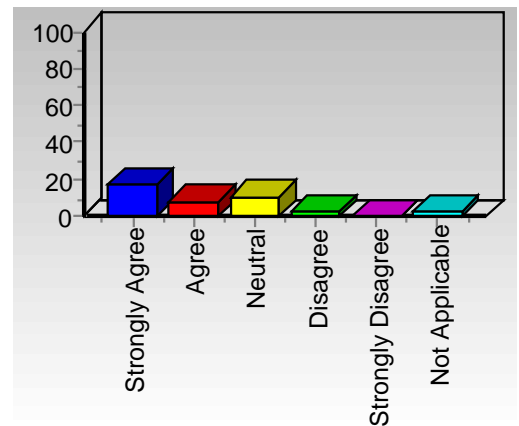
Label	Value	Frequency	Percent
Strongly Agree	1	6	8.45
Agree	2	4	5.63
Neutral	3	3	4.23
Disagree	4	7	9.86
Strongly Disagree	5	4	5.63
Not Applicable	6	4	5.63
Total Valid		28	39.44
Total Missing	-1	43	60.56
Total		71	100.00



If I can easily obtain support and service, I will very much want to:

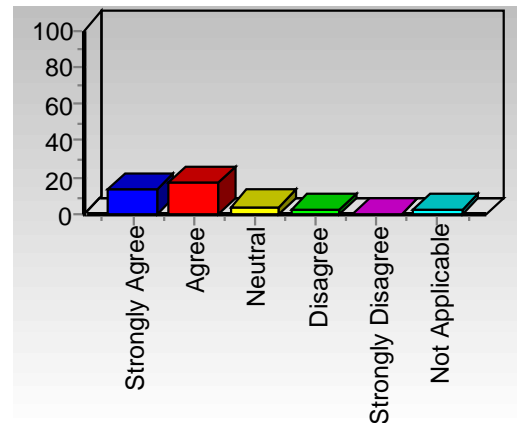
Use of web page with course materials.

Label	Value	Frequency	Percent
Strongly Agree	1	12	16.90
Agree	2	6	8.45
Neutral	3	7	9.86
Disagree	4	2	2.82
Strongly Disagree	5	0	0.00
Not Applicable	6	2	2.82
Total Valid		29	40.85
Total Missing	-1	42	59.15
Total		71	100.00



Use an e-mail list of students in my class.

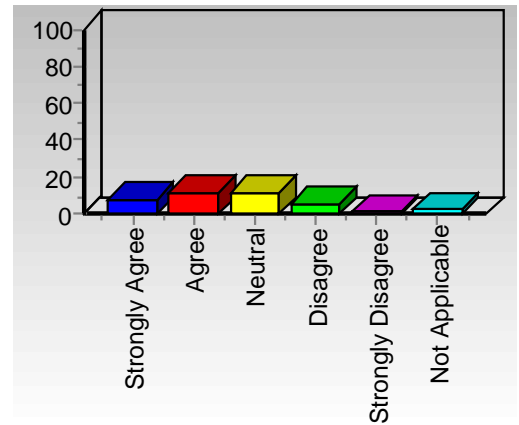
Label	Value	Frequency	Percent
Strongly Agree	1	10	14.08
Agree	2	12	16.90
Neutral	3	3	4.23
Disagree	4	2	2.82
Strongly Disagree	5	0	0.00
Not Applicable	6	2	2.82
Total Valid		29	40.85
Total Missing	-1	42	59.15
Total		71	100.00



Lamar State College-Orange Technology Needs Survey Spring 2007

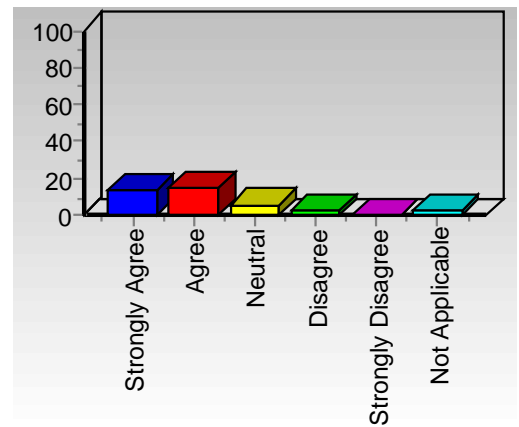
Use a class electronic bulletin board/forum on the web.

Label	Value	Frequency	Percent
Strongly Agree	1	6	8.45
Agree	2	8	11.27
Neutral	3	8	11.27
Disagree	4	4	5.63
Strongly Disagree	5	1	1.41
Not Applicable	6	2	2.82
Total Valid		29	40.85
Total Missing	-1	42	59.15
Total		71	100.00



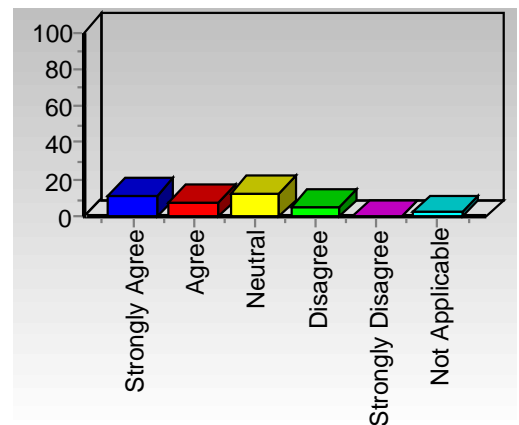
Use audio/video clips, animation, slides.

Label	Value	Frequency	Percent
Strongly Agree	1	10	14.08
Agree	2	11	15.49
Neutral	3	4	5.63
Disagree	4	2	2.82
Strongly Disagree	5	0	0.00
Not Applicable	6	2	2.82
Total Valid		29	40.85
Total Missing	-1	42	59.15
Total		71	100.00



Use streaming video.

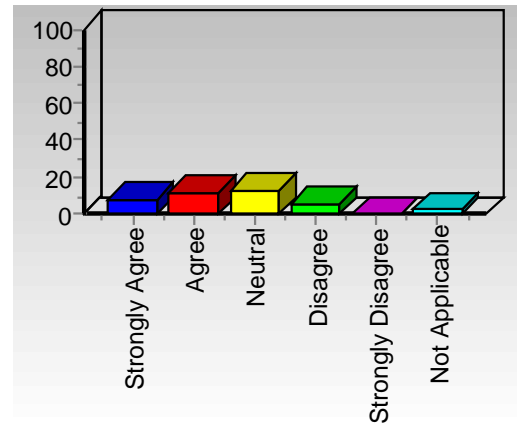
Label	Value	Frequency	Percent
Strongly Agree	1	8	11.27
Agree	2	6	8.45
Neutral	3	9	12.68
Disagree	4	4	5.63
Strongly Disagree	5	0	0.00
Not Applicable	6	2	2.82
Total Valid		29	40.85
Total Missing	-1	42	59.15
Total		71	100.00



Lamar State College-Orange Technology Needs Survey Spring 2007

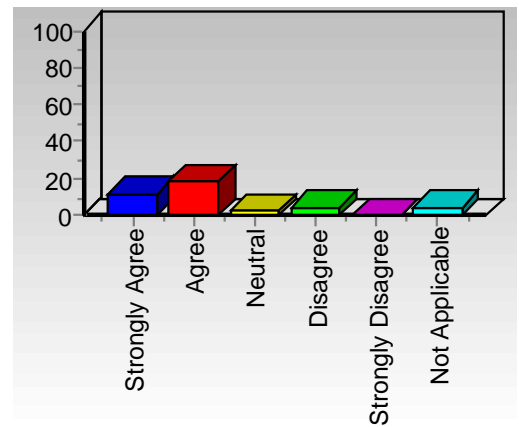
Use self-paced tests of routine tasks.

Label	Value	Frequency	Percent
Strongly Agree	1	6	8.45
Agree	2	8	11.27
Neutral	3	9	12.68
Disagree	4	4	5.63
Strongly Disagree	5	0	0.00
Not Applicable	6	2	2.82
Total Valid		29	40.85
Total Missing	-1	42	59.15
Total		71	100.00



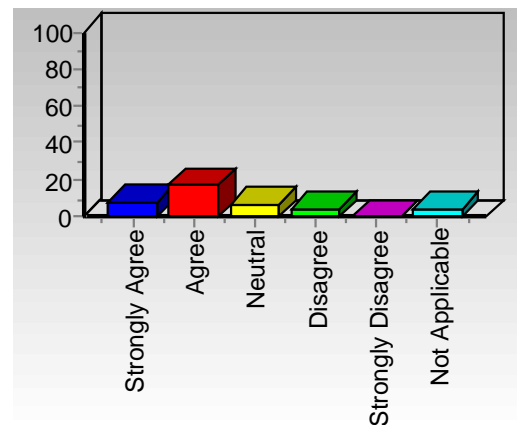
Use multimedia presentation.

Label	Value	Frequency	Percent
Strongly Agree	1	8	11.27
Agree	2	13	18.31
Neutral	3	2	2.82
Disagree	4	3	4.23
Strongly Disagree	5	0	0.00
Not Applicable	6	3	4.23
Total Valid		29	40.85
Total Missing	-1	42	59.15
Total		71	100.00



Use the web to conduct research.

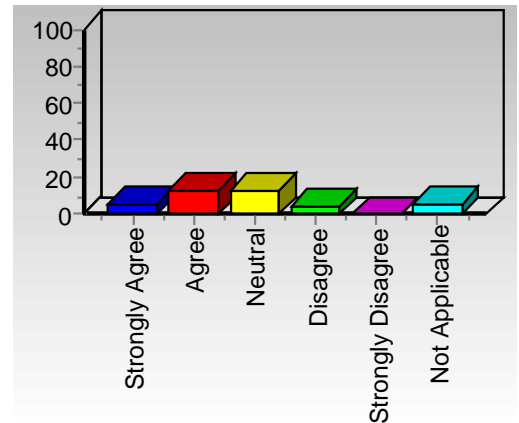
Label	Value	Frequency	Percent
Strongly Agree	1	6	8.45
Agree	2	12	16.90
Neutral	3	5	7.04
Disagree	4	3	4.23
Strongly Disagree	5	0	0.00
Not Applicable	6	3	4.23
Total Valid		29	40.85
Total Missing	-1	42	59.15
Total		71	100.00



Lamar State College-Orange
 Technology Needs Survey
 Spring 2007

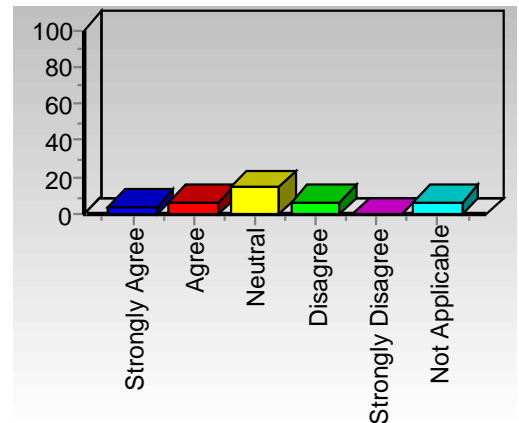
Use the web to present work to other people at LSC-O.

Label	Value	Frequency	Percent
Strongly Agree	1	4	5.63
Agree	2	9	12.68
Neutral	3	9	12.68
Disagree	4	3	4.23
Strongly Disagree	5	0	0.00
Not Applicable	6	4	5.63
Total Valid		29	40.85
Total Missing	-1	42	59.15
Total		71	100.00



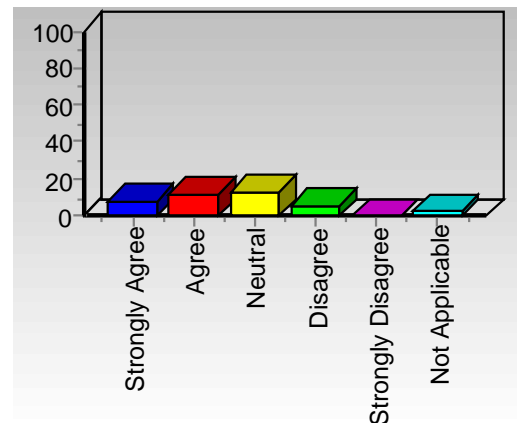
Use the web to present work to other people around the world.

Label	Value	Frequency	Percent
Strongly Agree	1	3	4.23
Agree	2	5	7.04
Neutral	3	11	15.49
Disagree	4	5	7.04
Strongly Disagree	5	0	0.00
Not Applicable	6	5	7.04
Total Valid		29	40.85
Total Missing	-1	42	59.15
Total		71	100.00



Use the web to conduct visualization or simulations.

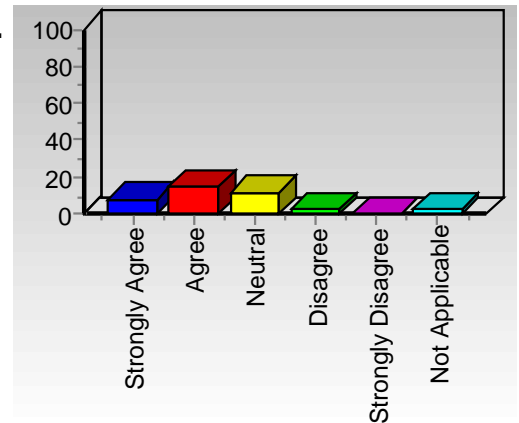
Label	Value	Frequency	Percent
Strongly Agree	1	6	8.45
Agree	2	8	11.27
Neutral	3	9	12.68
Disagree	4	4	5.63
Strongly Disagree	5	0	0.00
Not Applicable	6	2	2.82
Total Valid		29	40.85
Total Missing	-1	42	59.15
Total		71	100.00



Lamar State College-Orange
Technology Needs Survey
Spring 2007

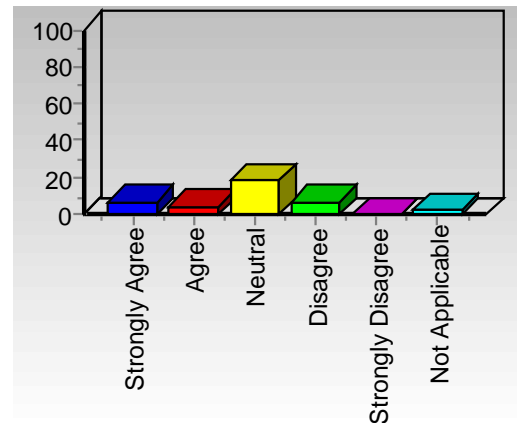
Use the web to facilitate collaboration with people at LSC-O.

Label	Value	Frequency	Percent
Strongly Agree	1	6	8.45
Agree	2	11	15.49
Neutral	3	8	11.27
Disagree	4	2	2.82
Strongly Disagree	5	0	0.00
Not Applicable	6	2	2.82
Total Valid		29	40.85
Total Missing	-1	42	59.15
Total		71	100.00



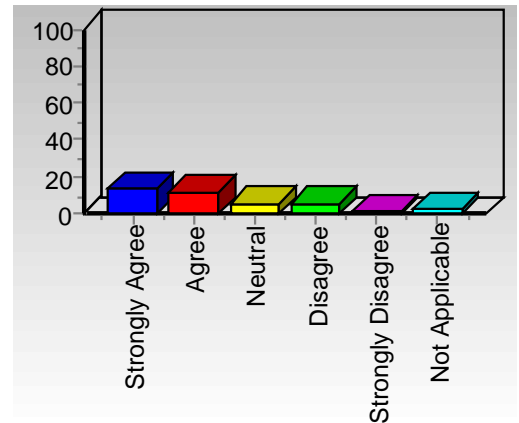
Use the web to facilitate collaboration with people around the world.

Label	Value	Frequency	Percent
Strongly Agree	1	5	7.04
Agree	2	3	4.23
Neutral	3	13	18.31
Disagree	4	5	7.04
Strongly Disagree	5	0	0.00
Not Applicable	6	2	2.82
Total Valid		28	39.44
Total Missing	-1	43	60.56
Total		71	100.00



Use the web to gather information via on-line quizzes, etc.

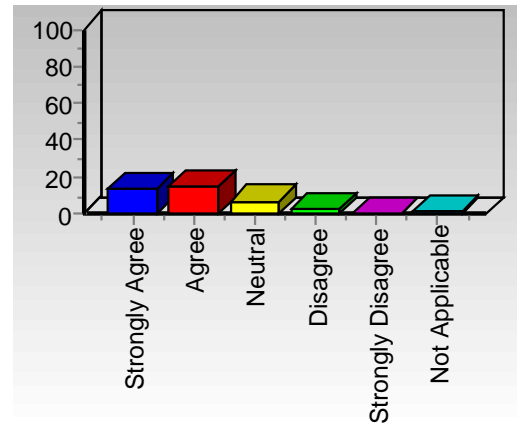
Label	Value	Frequency	Percent
Strongly Agree	1	10	14.08
Agree	2	8	11.27
Neutral	3	4	5.63
Disagree	4	4	5.63
Strongly Disagree	5	1	1.41
Not Applicable	6	2	2.82
Total Valid		29	40.85
Total Missing	-1	42	59.15
Total		71	100.00



Lamar State College-Orange Technology Needs Survey Spring 2007

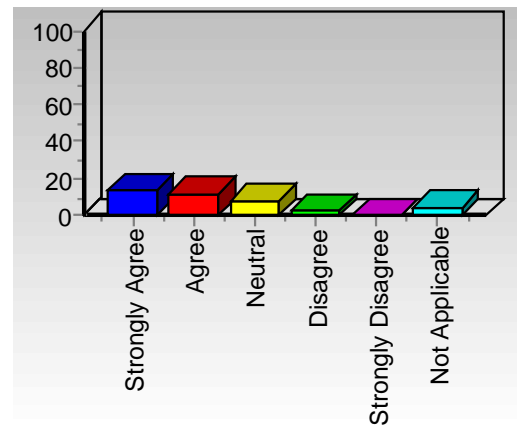
Use the web for online materials and archives.

Label	Value	Frequency	Percent
Strongly Agree	1	10	14.08
Agree	2	11	15.49
Neutral	3	5	7.04
Disagree	4	2	2.82
Strongly Disagree	5	0	0.00
Not Applicable	6	1	1.41
Total Valid		29	40.85
Total Missing	-1	42	59.15
Total		71	100.00



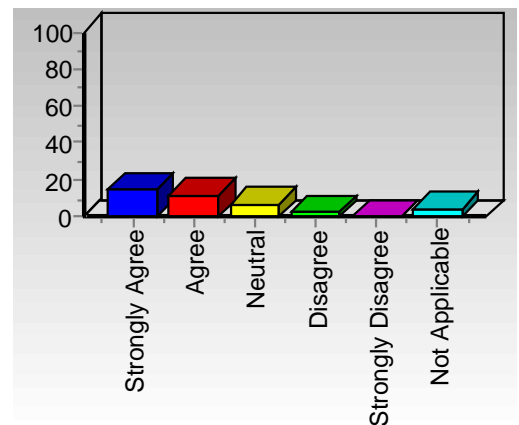
Use the web for online course reserves.

Label	Value	Frequency	Percent
Strongly Agree	1	10	14.08
Agree	2	8	11.27
Neutral	3	6	8.45
Disagree	4	2	2.82
Strongly Disagree	5	0	0.00
Not Applicable	6	3	4.23
Total Valid		29	40.85
Total Missing	-1	42	59.15
Total		71	100.00



Use the web for online course delivery.

Label	Value	Frequency	Percent
Strongly Agree	1	11	15.49
Agree	2	8	11.27
Neutral	3	5	7.04
Disagree	4	2	2.82
Strongly Disagree	5	0	0.00
Not Applicable	6	3	4.23
Total Valid		29	40.85
Total Missing	-1	42	59.15
Total		71	100.00



Lamar State College-Orange
 Technology Needs Survey
 Spring 2007

List below any current or future information technology needs you consider are a priority for LSC-O. Also include any comments or suggestions you may have.

Comment
I want to reiterate the statement that ALL of our classrooms need to be equipped with multimedia. As always, the Computer Center staff gets two thumbs up from me.
N/A
Before new software is installed in the labs or taught the library and learning center should be upgraded first so that students have a place to work on assignments
Contribute training more than one day every 4 months.
A problem with the portal is too many windows to access needed info.Takes more time to complete tasks.Training in this area will make it more useful. Training seminars or classes could give a better understanding of the computers capabilities and uses.
Out HELP DESK for all technical support (including WebCT) should be available 24 hours a day 7 days a week. Currently, one is lucky to get to any help via the phone or email.
Data Standards for Banner users, Web Time Entry, HR/Finance/Student Banner for end users.
faster Internet connection
Need better communication and better consumer service
I would like to have just a little more time for small session training on a beginning level so that you can get help!
I am adapting to e-mail via MyLSCO and it is "adequate", but, Outlook is still far better. It requires fewer steps to perform a function, it is easier to navigate and it is faster to work in.
I am very new and some of the issues are ones that I have not yet encountered.
The computer people are courteous, knowledgeable & talented! Thanks for all you do! Brenda Robicheaux
A suggestion of mine would be to have a log in tool to access my.lSCO from www.lSCO.edu.
Everyone I know HATES MyLSCO including the students.The only plus I have found is the ability to post grades from home. But the calendar stinks!
Contribute for web pages is very hard to keep track of page status. Pages lock up, or get lost.
Some classrooms I use have the computer and internet. About one-half of my classes are in rooms that do not have computer or overhead ability. Having all classrooms with computers should be a goal for LSCO.
Some of the teachers in the classes go too fast when explaining. Then they give us four or five ways to do somethings depending on??? We need one or two ways while learning, and then we can move on to other ways.

Lamar State College-Orange
Technology Needs Survey
Spring 2007

Comment

computer/multimedia projection capabilities in all classrooms. more computer center personnel to help keep things running.

I am strongly in favor of resolving that all power users, administrative staff,(new and current) use Outlook not my.lSCO for their primary email function.